



Transparency Best Practices and Lessons Learned



Ross Lemke

Privacy Technical Assistance Center



Disclaimer

This content was produced by the U.S. Department of Education's Student Privacy Policy Office through its Privacy Technical Assistance Center for the purposes of this presentation. This presentation is provided for informational purposes only. Nothing in this presentation constitutes official policy or guidance from the U.S. Department of Education. Official policy and guidance can be found on our website at <https://studentprivacy.ed.gov/>.



Audience Activity

- Open up a browser window and go to your district or agency website
 - Search for “Privacy”
 - Search for “FERPA”
- What did you find?
- Imagine if you were a parent or an eligible student with questions, how would you feel?
- We will come back to this

Why is Transparency Important?

- Schools today are collecting, using and moving more data today than ever before
- At the school and district level there are elements of transparency that an agency must do.
- The prospect of children's data going into a large statewide system can seem scary
- In the absence of knowing what is going on with that data, some stakeholders will assume the worst



What do Agencies Have to do?

- FERPA has notification requirements. These are things a district or IHE *must* do.
 - Annual Notification of FERPA Rights
 - Directory Information
 - Seeks or intends to enroll disclosures
 - PPRA Notification (For K12)
- Requirements are broad. Adopting transparency in communication and publication can increase trust / communication with the school community. (Adopting best practices are things a district *can* do.)

Notification Requirements

FERPA requires that schools provide notification to parents and eligible students of the following:

- Rights and procedures to **Access** education records
- Right to **Consent** to disclosures
- Right to seek **Amendment** and process for doing so.
- Right to **file a complaint**
- Definition of '**School Official**' and '**Legitimate Educational Interest**' (if disclosing information under the School Officials Exception)



Notification Requirements

FERPA also requires that schools provide notification to parents and eligible students of the following:

- Directory Information Policy including
 - Types of information designated as directory information.
 - Information on how to opt out of the disclosure of directory information.

Reasonability ≠ Transparency

- 34CFR §99.7 (3)(b) states “An educational agency or institution may provide this notice by any means that are reasonably likely to inform the parents or eligible students of their rights.”
- How an agency provides notification is up to them!

Best practice recommendations for improving transparency

These recommendations can be divided into three main categories:

1. What information to communicate to stakeholders.
2. How to convey that information.
3. How to respond to parent or student inquiries about student data policies and practices.

Information to communicate to stakeholders

- As a best practice stakeholders should be provided with the following information about your institution's data practices:
 - What information are they collecting about students?
 - Why?
 - How is the information protected?
 - With whom is that information being shared?

What information are institutions collecting about students?

- Best practice: know exactly what data you have.

REMEMBER: The first step in protecting sensitive information is knowing what information you have. If you cannot provide a good reason for why you are collecting a particular data element, you may want to reconsider collecting it.

Why are the institutions collecting this information?

- Best practice: know why you've got what you've got!

REMEMBER: The volume of information being collected by any agency can be daunting. Consider providing rationale for why the data is being collected, whether it is to provide essential school services, improve instruction or to comply with federal law.

How is the information protected?

- Best practice recommendations:
 - Have justification for institution's IT security and data protection policies
 - Have policies governing the use of student data at the local and state agency level
 - Explain your data retention policies.
 - If you publish aggregate data, explain the privacy protections to protect against disclosure of student's PII in small cells.
 - **REMEMBER:** It is important to regularly train your staff on these IT and data protection policies.

What information is shared with third parties and/or external researchers?

Sharing with researchers:

- Show parents and students the research findings.
- Identify any changes to curriculum, policies, or programs as a result.
 - **REMEMBER:** Let parents and students know the reasons you are sharing student data with a third party and explain the legal, contractual, and policy protections in place to safeguard the data.

Highlight your Successes

- Show the value of the data that you are entrusted with
- If you have made a meaningful change to how you educate your children as a result of data –
Tell the World

Communicating with stakeholders and the public

- When communicating with parents, eligible students and the public about the institution's data practices, consider the following best practices to improve accessibility and clarity of the messages...

Recommendations on how to communicate about data practices

- Use your website as part of a multi-layered approach to communication.
 - ✓ Match the sophistication of the message to the medium.

Recommendations on how to communicate about data practices

- Make your website user-friendly, searchable, and easy to navigate.
 - ✓ Consolidate information about data practices and privacy protections.
 - ✓ Clearly label the data practices/student privacy section and ensure that users can quickly navigate to it from the homepage with just one or two mouse clicks.
 - ✓ Add a “Search” tool to your website. And TEST it to make sure it works properly!

Recommendations on how to communicate about data practices

- Be clear and consistent.
 - ✓ Use plain language whenever possible.
 - ✓ Provide examples to illustrate complex concepts or ideas.
 - ✓ Include a glossary.
 - ✓ Make sure that your website's data practices section is accessible to persons with disabilities.
 - ✓ Translate information on your website into other languages commonly spoken in your community.
 - ✓ Maintain consistency across communication mediums.

Recommendations on how to communicate about data practices

- Have members of the community regularly review websites for usability, comprehension, and completeness.
 - ✓ Follow up with stakeholder to ensure the site is user-friendly.
 - ✓ Solicit feedback from stakeholders on recommended improvements to the website
 - ✓ Engaging stakeholders provides public transparency and can help you make data-driven decisions

Recommendations for Responding to Parent Inquiries

- Sometimes parents or students will contact you wanting additional information
- The Department of Education encourages schools and districts to handle parental and student inquiries about data privacy in a responsive and meaningful fashion
- The best practices include...



Recommendations for Responding to Parent Inquiries (cont'd)

- Keep the lines of communication open
- Review parental inquiries, concerns, and suggestions in a thoughtful and careful manner
- Respond to parental or student inquiries in a timely manner
- Periodically review old inquiries and resolutions to evaluate your communication and transparency efforts

Back to your website...

- Can you locate information on data privacy?
- Is the information presented in a clear, concise and consistent manner?
- Does the information address who has access to the data and for what purposes?
- Contact information - is there an email address and/or phone number if the public/parents/students want more information on these data systems or their rights?

LEA Website Student Privacy Transparency Reviews



ED Strategic Objective 3

Strengthen the quality, accessibility and use of education data through better management, increased privacy protections and **transparency**.

- **Strategic Objective 3.2**

- Improve privacy protections for, and **transparency of**, education data both at the Department and in the education community.
 - Review a representative sample of Local Educational Agency websites for the transparency of their data practices and compliance with federal privacy laws when contracting with third party vendors.

Objectives

- ✓ Inform ED/SPPO staff of the current state of privacy and transparency relating to data practices across the country.
 - ✓ Better ED prioritization of guidance and TA.
- ✓ Provide concrete feedback to each LEA in the sample to help LEAs improve data privacy and transparency practices.
- ✓ Yearly public reports that allow education agency officials to address privacy and transparency within their jurisdictions.
 - ✓ No LEAs will be identified in our public reports.

Sampling Plan

- 5-year study, with Year 1 as a planning year
- Annual snapshot of LEA websites for Year 2-Year 5
 - observations of LEA best practices in providing information on federal student privacy law
- Each year of the report will be nationally representative
- Final trend analysis will examine changes over the four years of the study

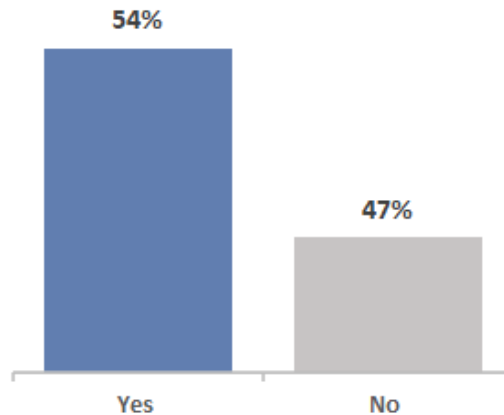
Data collection

- Look at LEA website from the perspective of a moderately informed parent
- Examine data only on the LEA website
 - Not school websites
 - Not “board docs” or school board policies

Results

- Does the LEA post its annual notification on the website?

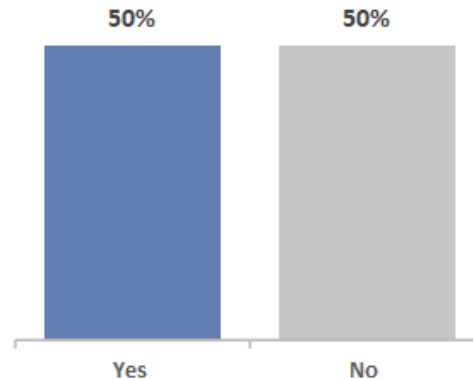
Percentage of LEAs with Annual Notice on the Website



Results

- Does the LEA post its directory information policy on the website?

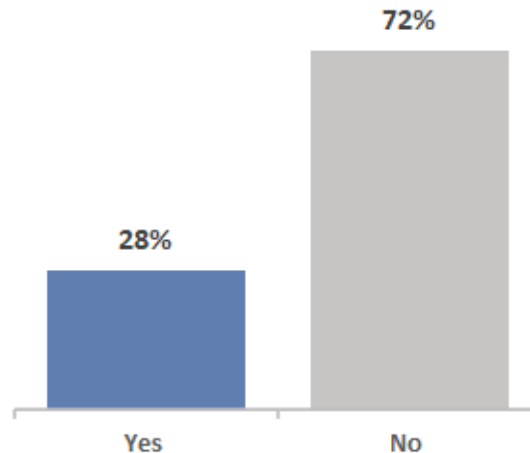
Topic: Directory Information



Results

- Does the LEA post its PPRA policy on the website?

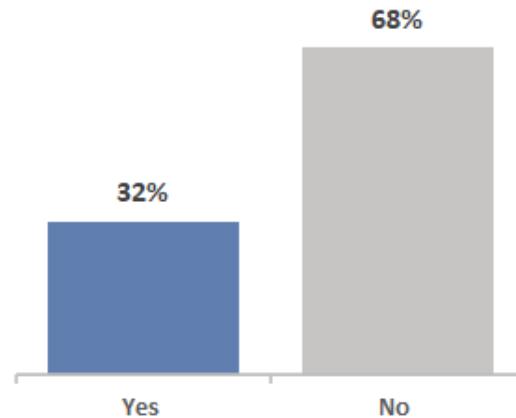
Topic: PPRA



Results

- How many LEAs have a description of data sharing policies posted on their websites?

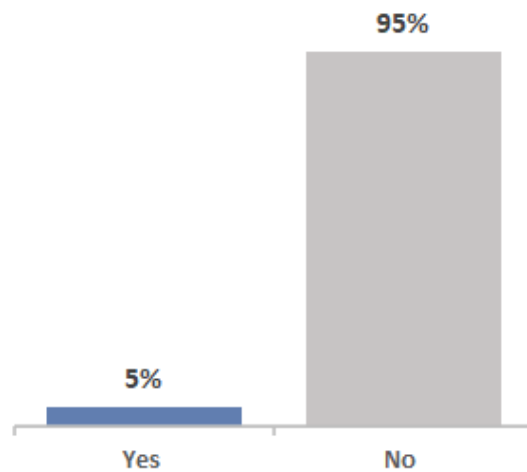
Topic: Data Sharing



Results

- Does the LEA website list contact information if parents have questions/comments/suggestions about district data sharing and student privacy policies?

Topic: Communications



Take-Aways

- LEA websites are underutilized for transmitting student privacy information
- FERPA and privacy may not be at the top of districts' list of priorities
- Parents may not be aware of district contact information or where to go to ask questions about privacy

Recommendations

1. Ensure your LEA website includes key student privacy documents and information about the Family Educational Rights and Privacy Act (FERPA) and the Protection of Pupil Rights Amendment (PPRA), as opposed to on individual school, board of education, or other websites.



Recommendations

2. Ensure your LEA website includes key student privacy documents and information about the Family Educational Rights and Privacy Act (FERPA) and the Protection of Pupil Rights Amendment (PPRA), as opposed to on individual school, board of education, or other websites.



Recommendations

3. Ensure that key privacy terms in the web site's search tool on takes the user to relevant privacy information. Develop search capabilities by use case for those seeking student privacy information, and consider use case examples, such as:
 1. I want to find out my FERPA rights
 2. I want to know what information is released as directory information
 3. I want to opt out of directory information

Recommendations

4. Consider including slang and misspellings in your search engine indexing, as well as languages common in your community.

Recommendations

5. Regularly check your website to ensure it is current. LEA websites are a general source of information for your community on a variety of topics from sports schedules to snow days to permission slips. Update policies as they change, ensure links aren't broken, and remove outdated information.



Ames Community Schools, IA



TRANSLATE ▾

☰ MENU

HOME • DISTRICT • ANNUAL NOTICES

Annual Notices

State and Federal regulations, as well as some district policies, require us to post annually certain notifications to the public. Many of these notifications are distributed several ways, including print. We also provide a number of the common notifications here.

District Information and Educational Policies

+ [School Entrance Age](#)

+ [Open Enrollment](#)

+ [School Hours](#)

+ [Visits to School](#)

DISTRICT

[About Us](#)

[Annual Notices](#)

[Data and Reports](#)

[Employment Opportunities](#)

[Enrollment and Registration](#)

[Equity](#) +

[School Board](#) +

ALL ABOUT AMES CSD

21st

largest District in Iowa.



Ames Community Schools, IA



TRANSLATE ▾

≡ MENU

Student Rights and Privacy

- + [Notification Regarding The Family Educational Rights and Privacy Act](#)
- + [Release of Student Directory Information and Photographs](#)
- + [Iowa Eligibility Privacy Act Statement](#)
- + [Student Exercise of Free Expression](#)
- + [Inspections and Searches](#)
- + [PPRA](#)
- + [Homeless Students](#)



Ames Community Schools, IA



TRANSLATE ▾

≡ MENU

Student Rights and Privacy

× Notification Regarding The Family Educational Rights and Privacy Act

The Family Educational Rights and Privacy Act (FERPA) gives parents and students over 18 years of age (“eligible students”) certain rights with respect to the student’s education records. These rights are:

(1) The right to inspect and review the student’s education records within 45 days of the day the school receives a request for access. Parents or eligible students should submit to the school principal (or appropriate school official) a written request that identifies the record(s) they wish to inspect. The school official will make arrangements for access and notify the parent or eligible student of the time and place where the records may be inspected.

(2) The right to request the amendment of the student’s education records that the parent or eligible student believes are inaccurate, misleading, or otherwise in violation of the student’s privacy rights under FERPA.

Parents or eligible students who wish to ask the school to amend a record should write the school official, clearly identify the part of the record they want changed, and specify



Frederick County, MD



- ABOUT US ▾
- FOR FAMILIES & STUDENTS ▾
- FOR STAFF ▾
- ACADEMICS ▾
- CENTRAL OFFICE ▾
- BOARD OF EDUCATION ▾
- OUR SCHOOLS ▾
- CONTACT US ▾

Home / About the District / Digital Tools

FCPS Digital Tools

Many of the learning activities, educational programs, and services that FCPS teachers use with students involve interactive websites that require a student login. These “Digital Tools” are thoroughly reviewed by our curriculum, technology, and student data teams for approval for student use and for compliance with all federal and state student data privacy laws.

Core Digital Tools

Core Digital Tools are the digital tools that FCPS has purchased to deliver essential educational services to our students. Examples of these digital tools include G Suite for Education, Schoology, and Naviance. Student accounts are generally created at the district level using the students’ FCPS login credentials (single sign on). Student use of these Core Digital Tools is required as a part of the academic programs specific to student grade levels.

[View the FCPS Core Digital Tools*](#)

Supplementary Digital Tools

Supplementary Digital Tools are the digital tools that FCPS has authorized teachers to use with students to enrich their educational experience. Examples of these digital tools are Desmos, Padlet, Quizlet, and SketchUp. Student accounts are generally created by the teacher or the student, depending on the grade level and the digital tool. Parents have the opportunity to “opt out” of their children’s use of these Supplementary Digital Tools and ask teachers to provide alternatives for their children.

[View the FCPS Supplemental Digital Tools*](#)

**These digital tools lists are updated periodically as new digital tools are purchased or authorized for student use.*

About the District

- Award Programs
- Budget
- Calendar Handbook
- Career Opportunities
- Equity and Access Data
- Fast Facts
- News
- Our Mission
- Partnerships
- Publications
- Social Media

FCPS Health Connections

- [COVID-19 Information](#)
- [COVID-19 Dashboard](#)
- [Health Services](#)
- [Employee Wellness](#)



Frederick County, MD

FCPS Core Online Digital Tools (Public) ☆ 🗑️ 📄

File Edit View Insert Format Data Tools Extensions Help

🖨️ 📄 100% 📄 View only

	A	B	C	D	E	F
1						
2		CORE DIGITAL TOOL	CURRICULUM PROGRAM	PERMITTED STUDENT USERS	DATA ELEMENTS COLLECTED	
3		CORE TOOLS				
4		Clever	All	All	Email Address	
5		Google Workspace for Education (includes Google Meet)	All	All	First Name, Last Name, Email Address, Assignment Work	
6		Naviance	Guidance	All Secondary	Naviance syncs many data elements from our Student Information System (Name, Address, Demographics, Parent Information, Grading Information, etc) and additional student information for college and career planning	
7		Schoolology	All	All	First Name, Last Name, Email Address, School Picture, School, Courses, Assignment Work, Assignment Grades	
8		ONLINE APPS				
9		Adobe Creative Cloud	VPA, CTE	High School	First Name, Last Name, Email Address	
10		Adobe Express	All	MS, HS	First Name, Last Name, Email Address	
11		Aleks	Math	MS, HS	(Info coming soon - 9/29/21)	
12		Beanstack	Library Media	Select Schools (K-8, all high schools)	Email Address	
13		EquatIO (Texthelp)	Math	All	First Name, Last Name, Email Address	
14		Flat	VPA	All Secondary, select Elementary	First Name, Last Name, Email Address	
15		Gizmos	Science	MS, HS	First Name, Last Name, Email Address	
16		iReady	Math	ES	First Name, Last Name, Email Address	
17		Lexia Learning	E/LA	Students in mixed-grade classroom	First Name, Last Name, School, Grade, Teacher, Class, Reading Level	
18		Music First	VPA	Class Based (most secondary schools)	Email Address	
19		myPLTW	CTE	All PLTW classes	Student ID	
20		NoodleTools	All	All	First Name, Last Name, Email Address	
21		OrbitNote (Texthelp)	All	All	First Name, Last Name, Email Address	

☰ Approved



Frederick County, MD



- ABOUT US ▾
- FOR FAMILIES & STUDENTS ▾
- FOR STAFF ▾
- ACADEMICS ▾
- CENTRAL OFFICE ▾
- BOARD OF EDUCATION ▾
- OUR SCHOOLS ▾
- CONTACT US ▾

Home / About the District / Digital Tools

FCPS Digital Tools

Many of the learning activities, educational programs, and services that FCPS teachers use with students involve interactive websites that require a student login. These “Digital Tools” are thoroughly reviewed by our curriculum, technology, and student data teams for approval for student use and for compliance with all federal and state student data privacy laws.

Core Digital Tools

Core Digital Tools are the digital tools that FCPS has purchased to deliver essential educational services to our students. Examples of these digital tools include G Suite for Education, Schoology, and Naviance. Student accounts are generally created at the district level using the students’ FCPS login credentials (single sign on). Student use of these Core Digital Tools is required as a part of the academic programs specific to student grade levels.

[View the FCPS Core Digital Tools*](#)

Supplementary Digital Tools

Supplementary Digital Tools are the digital tools that FCPS has authorized teachers to use with students to enrich their educational experience. Examples of these digital tools are Desmos, Padlet, Quizlet, and SketchUp. Student accounts are generally created by the teacher or the student, depending on the grade level and the digital tool. Parents have the opportunity to “opt out” of their children’s use of these Supplementary Digital Tools and ask teachers to provide alternatives for their children.

[View the FCPS Supplemental Digital Tools*](#)

**These digital tools lists are updated periodically as new digital tools are purchased or authorized for student use.*

About the District

- Award Programs
- Budget
- Calendar Handbook
- Career Opportunities
- Equity and Access Data
- Fast Facts
- News
- Our Mission
- Partnerships
- Publications
- Social Media

FCPS Health Connections

- [COVID-19 Information](#)
- [COVID-19 Dashboard](#)
- [Health Services](#)
- [Employee Wellness](#)



Frederick County, MD

FCPS Supplemental Digital Tools and Chrome Extensions (Public) ☆ ↻ ☁

File Edit View Insert Format Data Tools Extensions Help

K ↗ 🌐 Share

🖨️ ▾ 100% ▾ 👁 View only ▾

A1 ▾ fx Approved Digital Tool

	A	B	C	D
1	Approved Digital Tool	Privacy Policy	Purpose	Data Elements Collected
2	Actively Learn	Actively Learn	Reading comprehension	First Name, Last Name, Email Address
3	AET	AET	Agricultural Education	First Name, Last Name, Email Address
4	AP Classroom (CollegeBoard)	AP Classroom (CollegeBoard)	AP & SAT exam enrollment, practice	See "Personal Information Collected" section of Privacy Policy
5	ArcGis Online	ArcGis Online	For PLTW Biomedical Science	
6	Artsonia	Artsonia	Art Portfolios	First Name, Last Name, Grade, Classroom Teacher, Parent Email
7	ASK Certification	ASK Certification	Business certification exams	
8	ASPIRE	ASPIRE	Intervention tool. Tobacco prevention education	Email Address
9	Banzai	Banzai	Financial Literacy	First Name, Last Name, Email Address
10	Blackboard	Blackboard	LMS for FCC Dual Enrollment Courses	Through FCC
11	Blooket	Blooket	Game-Based Formative Assessments	None
12	Boardmaker Online	Boardmaker Online	Create and edit learning activities	Parent Email
13	Book Creator	Book Creator	Create digital books	First Name, Last Name, Email Address
14	Boom Cards	Boom Cards	Learning activities	None
15	BrainPOP	BrainPOP	Animated videos and exercises	None
16	Budget Challenge	Budget Challenge	Financial literacy	Email Address
17	CK-12	CK-12	Learning Platform	First Name, Last Name, Email Address
18	ClassFlow	ClassFlow	Promethean's web version of ActivInspire	First Name, Last Name, Email Address
19	CMU CS Academy	CMU CS Academy	Coding	None
20	Co-VidSpeak	Co-VidSpeak	Video Conferencing tool for non-verbal students	None
21	Code Monkey	Code Monkey	Game-based coding	First Name, Last Name, Email Address
22	Code.org	Code.org	Learn to code	First Name, Last Name, Email Address
23	Codecademy	Codecademy	Learn to code	First Name, Last Name, Email Address
24	CodeCombat	CodeCombat	Game-based coding	First Name, Last Name, Email Address
25	CodeZ	CodeZ	Block coding to learn robotics	First Name, Last Initial

☰ Supplemental Digital Tools ▾ ➕ Explore



Grand Island, NE

The screenshot shows the website for Grand Island Public Schools. At the top left, there is a logo with three hands and the text 'GIPS' followed by a hamburger menu icon. Next to it is a dropdown menu labeled 'SELECT A SCHOOL'. On the top right, there is a search bar with the text 'Search...' and a magnifying glass icon. Below the search bar is a navigation menu with links for 'Students', 'Parents', 'Services', 'Contact', 'Calendars', and 'Directory'. To the right of the navigation menu are language options: 'ENGLISH | EN ESPAÑOL | العربية'. On the left side, there is a purple sidebar menu with the following items: 'About', 'Schools', 'Academies', 'Activities', 'Employment', and 'Foundation', each with a plus sign icon. Below the sidebar menu is the school's contact information: 'Grand Island Public Schools', '123 South Webb Road', 'Grand Island, NE 68802', and the phone number '308-385-5900'. At the bottom of the sidebar are social media icons for YouTube, Twitter, Facebook, Instagram, and LinkedIn. The main content area features a large banner image of a classroom. A young girl with a pink bow and a white face mask is looking towards the camera. In the background, there is a calendar and a teacher holding a paper. Overlaid on the bottom of the banner is a dark grey box with the text 'GIPS Summer Learning Offerings' and a sub-headline: 'There are a variety of summer learning options for all GIPS students! *Access them here.*' Below this text is a 'READ MORE' link.



Grand Island, NE

LEARN MORE >

HELP US IMPROVE >

VIEW FLYERS >

MEDIA INQUIRIES

Kelli Mayhew, *Marketing & Communications*

✉ communications@gips.org 📞 308-385-5900 ex. 201227

FOLLOW GIPS

#WeAreGIPS



PROGRAMS

ABOUT

ACTIVITIES

EMPLOYMENT

FOUNDATION

Annual Notice of FERPA Rights | Notice of Nondiscrimination: The Grand Island Public Schools does not discriminate on the basis of race, color, religion, national origin, ethnicity, sex or gender, sexual orientation, marital status or age in its programs and activities and provides equal access to the Boy Scouts. The following persons have been designated to handle inquiries regarding the non-discrimination policies: Students: Associate Superintendent for Student Services, Kneale Administration Building, 123 South Webb Road, PO Box 4904, Grand Island, NE 68802-4904, 308-385-5900. Employees and Others: Director of Human Resources, Kneale Administration Building, 123 South Webb Road, PO Box 4904, Grand Island, NE 68802-4904, 308-385-5900. Complaints or concerns involving discrimination or needs for accommodation or access should be addressed to the designated Human Rights Officer. For further information about anti-discrimination laws and regulations, or to file a complaint of discrimination with the Office for Civil Rights in the U.S. Department of Education (OCR), please contact the OCR at 601 East 12th Street, Room 353, Kansas City, MO 64106, (800) 368-1019 (voice), Fax (816) 426-3686, (800) 537-7697 (telecommunications device for the deaf), or ocr.kansascity@ed.gov.



Kneale Administration Building
123 South Webb Road • Box 4904
Grand Island, NE 68802-4904

308-385-5900

COPYRIGHT © 2021 GRAND ISLAND PUBLIC SCHOOLS.

[SITE MAP](#) | [CONTACT US](#)

SITE DESIGNED AND DEVELOPED BY [IDEABANK MARKETING](#).

Let's Talk! We Want Your Feedback. ▲



Grand Island, NE

The screenshot shows the website for Grand Island Public Schools. The main navigation bar includes 'Students', 'Parents', 'Services', 'Contact', 'Calendars', and 'Directory'. The 'Parents' menu is open, listing various resources. The 'GIPS Handbook' item is circled in blue. The left sidebar contains links for 'About', 'Schools', 'Academies', 'Activities', 'Employment', and 'Foundation'. The footer includes the school's address and phone number.

Grand Island PUBLIC SCHOOLS™

- About +
- Schools +
- Academies +
- Activities +
- Employment +
- Foundation +

Grand Island Public Schools
123 South Webb Road
Grand Island, NE 68802
308-385-5900

<https://www.gips.org/parents/>

Parents

- ParentVUE
- Synergy ParentVUE & StudentVUE Quick Guide
- Back to School 2020-2021
- Attendance
- GIPS Mobile App
- Peachjar Flyers
- Peachjar Flyer Submissions
- School Calendars
- School Information
- School Supply Lists
- Online Registration
- GIPS Handbook**
- FERPA Rights
- Kindergarten Registration
- Policies
- School Closure Information
- Islander Athletic Boosters

GIPS Summary

There are a variety of resources available for parents and students! *Access them here.*

Let's Talk! We Want Your Feedback!

Grand Island, NE

QUICK LINKS

- [Boundary Maps >](#)
- [Busing Information >](#)
- [Child Find Notice >](#)
- [COVID-19 Updates >](#)
- [District Mobile App >](#)
- [District News >](#)
- [Early Development Network >](#)
- [Elementary Transfer Request >](#)
- [GISH A/B Calendar >](#)
- [Middle Transfer Request >](#)
- [Nutrition Services >](#)
- [Online Registration >](#)
- [ParentVUE >](#)
- [Peachjar Digital Flyers >](#)



**Your Legacy.
Their Opportunity.**

Enhancing opportunities by seeking and securing resources for projects, scholarships and programs.

[LEARN MORE >](#)

ANNUAL NOTICE OF FERPA RIGHTS

[HOME](#) / [ABOUT GIPS](#) / [POLICIES](#) / ANNUAL NOTICE OF FERPA RIGHTS

[Share](#) [Tweet](#) [Email](#)

GRAND ISLAND PUBLIC SCHOOLS

Annual Notification of FERPA Rights

Grand Island Public Schools (GIPS) recognizes the importance of maintaining student records and preserving confidentiality. Confidentiality of personally identifiable information in educational records shall be maintained in accordance with the Family Educational Rights and Privacy Act ("FERPA")(20 U.S.C. § 1232g; 34 CFR Part 99), state law, and district policies. FERPA is a Federal law that protects the privacy of student education records.

FERPA gives parents and legal guardians certain rights with respect to their children's education records. These rights transfer to the student when he or she reaches the age of 18 or attends a school beyond the high school level. Students to whom the rights have transferred are "eligible students."

RIGHT TO INSPECT AND REVIEW. Parents, legal guardians or eligible students have the right to inspect and review the student's education records maintained by the school within 45 days after

Let's Talk! We Want Your Feedback.



Grand Island, NE

The screenshot shows the website for Grand Island Public Schools. The browser address bar displays <https://www.gips.org/about-gips/policies/annual-notice-of-ferpa-rights.html>. The website header includes navigation links for Students, Parents, Services, Contact, Calendars, and Directory. A purple sidebar menu is open, listing various resources. The main content area features a large image of children in a classroom and a purple banner with the text 'ANNUAL NOTICE OF FERPA RIGHTS'. Below the banner are social media sharing options (Share, Tweet, Email) and the text 'GRAND ISLAND PUBLIC SCHOOLS'. A vertical sidebar on the right contains the text 'Let's Talk! We Want Your Feedback.'.

Grand Island PUBLIC SCHOOLS™

About

Grand Island Public Schools
123 South Webb Road
Grand Island, NE 68802
308-385-5900

QUICK LINKS

- Boundary Maps >
- Busing Information >
- Child Find Notice >
- COVID-19 Updates >
- District Mobile App >
- District News >
- Early Development Network >
- Elementary Transfer Request >
- GISH A/B Calendar >
- Middle Transfer Request >
- Nutrition Services >

Parents

- ParentVUE
- Synergy ParentVUE & StudentVUE Quick Guide
- Back to School 2020-2021
- Attendance
- GIPS Mobile App
- Peachjar Flyers
- Peachjar Flyer Submissions
- School Calendars
- School Information
- School Supply Lists
- Online Registration
- GIPS Handbook
- FERPA Rights
- Kindergarten Ready
- Policies
- School Closure Information
- Islander Athletic Boosters
- Approved Apps List
- Digital Learning and Internet Safety
- Aprender en Internet y La seguridad en Internet
- ACT Consent Form

ANNUAL NOTICE OF FERPA RIGHTS

Share Tweet Email

GRAND ISLAND PUBLIC SCHOOLS

Let's Talk! We Want Your Feedback.



Grand Island, NE

Synergy Parent/VE & Student/VE Quick Guide

Back to School 2020-2021

Attendance

GIPS Mobile App

Peachjar Flyers

Peachjar Flyer Submissions

School Calendars

School Information

School Supply Lists

Online Registration

GIPS Handbook

FERPA Rights

Kindergarten Ready



Policies

School Closure Information

Islander Athletic Boosters

Approved Apps List

Digital Learning and Internet Safety



APPROVED DIGITAL RESOURCES

[HOME](#) / [PARENTS](#) / APPROVED DIGITAL RESOURCES

[Share](#) [Tweet](#) [Email](#)

Students have access to many valuable online digital resources. At the time of review, the following list of resources met district criteria deeming them curricularly aligned and safe for student use. Vendors may change their Terms of Service and Privacy Policies; therefore, approval statuses are subject to change.

AACORN AAC

Symbol-based AAC (augmentative and alternative communication) assistive technology iPad app. Use is determined by Speech Language Pathologist.

- Subject: Speech
- [Go to AACORN AAC](#)
- [Privacy Policy](#)

ABC MAGIC PHONICS | ABC Spelling Magic (by Preschool University)

Practice letter sound identification.

- Subject: English Language Arts | Grade: PK-6
- [Go to Preschool University](#)

Contact information

United States Department of Education,
Privacy Technical Assistance Center



(855) 249-3072
(202) 260-3887



privacyTA@ed.gov



<https://studentprivacy.ed.gov>

Thank you!



Thank you!

**Please scan the QR code to provide us with
your feedback!**