

# Homeless Liaison WISEdata & WISEdash Resources

Britt Mueller  
WISE Relationship Manager  
Customer Services Team



WISCONSIN DEPARTMENT OF  
**Public Instruction**  
Jill K. Underly, PhD, State Superintendent

# Agenda

- WISEdata Portal > Homeless Program Export
- WISEdash for Districts > Enrollment > Homeless by Subgroup
- WISEdash for Districts > Topics > Group By = Homeless Status
- WISEdash for Districts > Snapshots > Homeless data filter
- WISEdash Public Portal > Enrollment Comparison
- WISEdash Public Portal > Group By = Homeless Status



# WISEdata Portal

WISEdata Portal > Exports > Programs > Student Homeless Program Associations

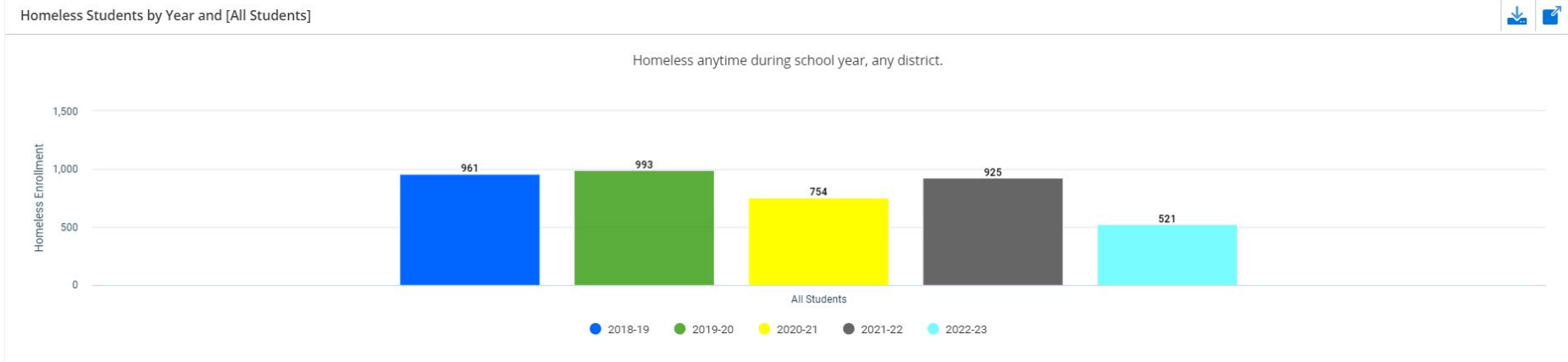
Programs	Student Homeless Program Associations	Student homeless data
----------	---------------------------------------	-----------------------

	A	B	C	D	E	F	G	H	I	J	K	L	M
1	School Year	LEA Name	School Name	WISEid	Last Name	First Name	Program Name	Begin Date	End Date	Primary Nighttime Residence	Homeless	Unaccompanied Youth	
2	2023						Education for Homeless Children and Youth	9/7/2022	6/30/2023	Hotel/Motels	FALSE		
3	2023						Education for Homeless Children and Youth	8/16/2022	6/30/2023	Doubled Up	TRUE		
4	2023						Education for Homeless Children and Youth	9/1/2022	6/30/2023	Doubled Up	FALSE		
5	2023						Education for Homeless Children and Youth	9/12/2022	9/12/2022	Doubled Up	TRUE		
6	2023						Education for Homeless Children and Youth	9/12/2022	6/30/2023	Doubled Up	TRUE		
7	2023						Education for Homeless Children and Youth	8/18/2022	6/30/2023	Doubled Up	FALSE		
8	2023						Education for Homeless Children and Youth	8/18/2022	6/30/2023	Doubled Up	FALSE		
9	2023						Education for Homeless Children and Youth	8/15/2022	6/30/2023	Shelter and Transitional Housing	FALSE		
10	2023						Education for Homeless Children and Youth	8/15/2022	6/30/2023	Shelter and Transitional Housing	FALSE		
11	2023						Education for Homeless Children and Youth	8/18/2022	6/30/2023	Doubled Up	FALSE		
12	2023						Education for Homeless Children and Youth	8/15/2022	6/30/2023	Doubled Up	FALSE		



# WISEdash for Districts

WISEdash for Districts > Topics > Main > Enrollment > Homeless by Subgroup

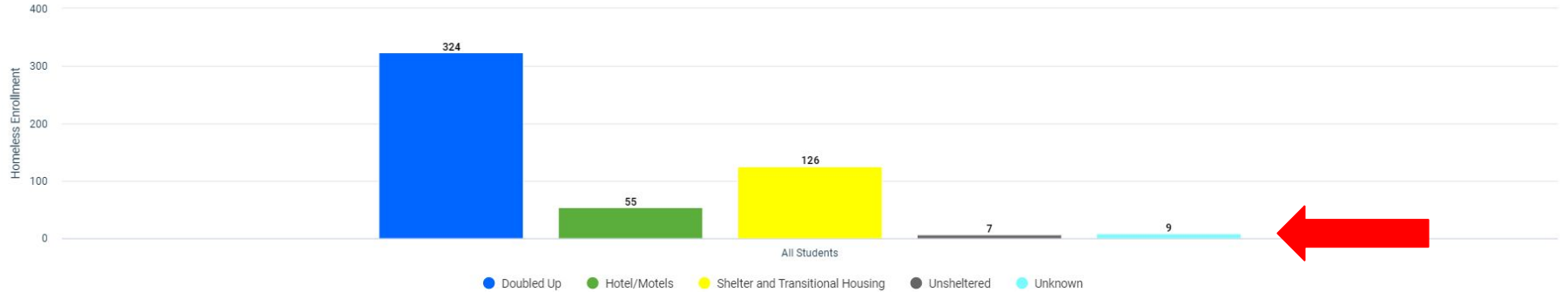


- Homeless Students by Year
- 22-23 Homeless Students by Nighttime Residence
- 22-23 Homeless Unaccompanied Youth



# WISEdash for Districts

2022-23 Homeless Students by Nighttime Residence and [All Students]



2022-23 Homeless Students by Nighttime Residence and [All Students]

Actions

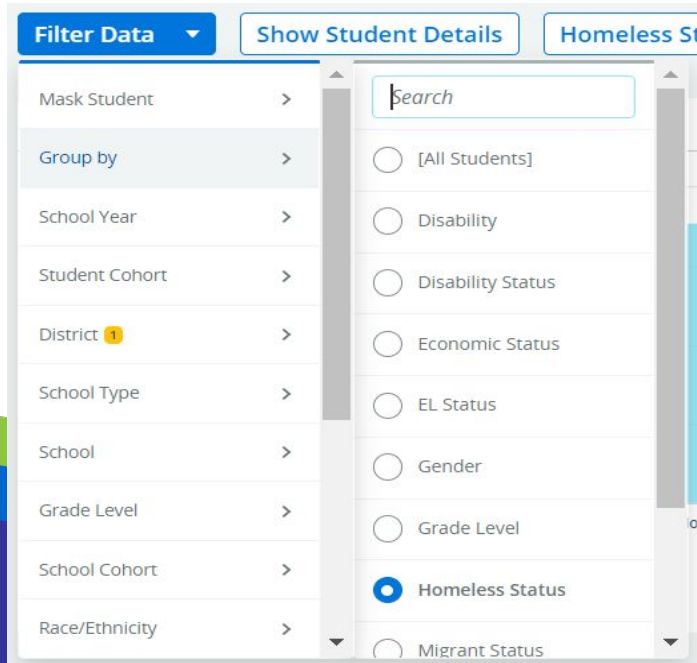
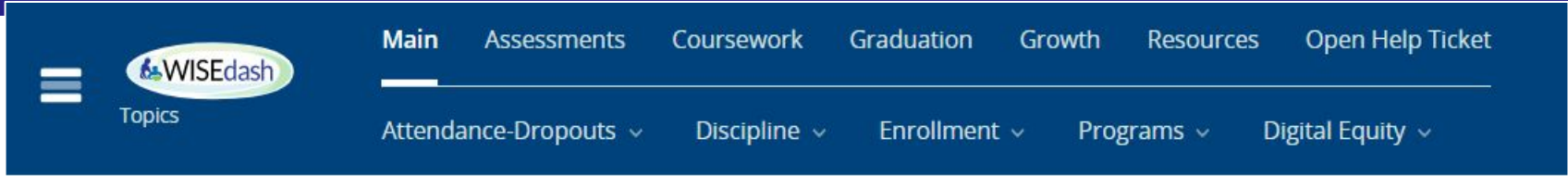
Total of 10 row(s) with a row limit of 100000

	NAME	LATEST DEWS SCORE	DEWS ± MARGIN OF ERROR	EDUCATION ENVIRONME...	TFS OPEN ENROLLMENT	RESIDENT DISTRICT	PRIMARY NIGHTTIME RESI...	UNACCOMPANIED YOUTH
<input type="checkbox"/>	--masked--	71.2	3.3	Not Special Ed	No	--masked--	Unknown	Unknown
<input type="checkbox"/>	--masked--	28.5	3.1	Not Special Ed	No	--masked--	Unknown	Unknown
<input type="checkbox"/>	--masked--			A - Regular Class at Least 80%	No	--masked--	Unknown	Unknown
<input type="checkbox"/>	--masked--			Not Special Ed	No	--masked--	Unknown	Unknown
<input type="checkbox"/>	--masked--	86.5	2.1	Not Special Ed	No	--masked--	Unknown	Unknown

Click  
"Send"  
to  
download  
student list



# WISEdash for Districts

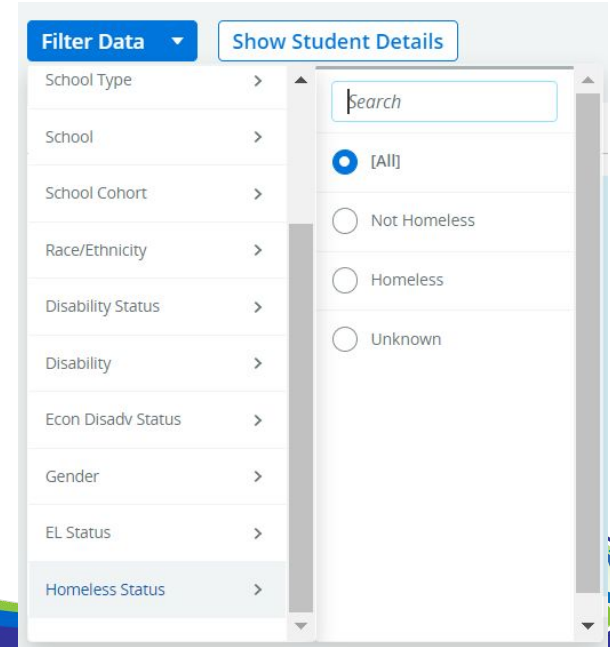


You can use the Filter Data > Group By = Homeless Status on any Topics Dashboard

Main & Assessment Graphs



Coursework, Graduation, & Growth Graphs



# WISEdash for Districts

## WISEdash for Districts > Snapshots > TFS Count Date

2022-2023 TFS Enrollment Crosstab - Current View

Configuration: Default | Function: Sum | Measure: Count of Students | Render As:  Table  Heatmap

Buttons: Save, Delete

Available data: TFS SPED, TFS Disability, EL, Econ, Gender, Grade

Columns: Homeless

ROWS: Count Incl TFS

	HOMELESS			
COUNT INCL TFS		Not Homeless	Homeless	Totals
Yes		18,472	493	18,965
Totals		18,472	493	18,965

- Use the Homeless filter in the crosstab dashboards to view the student count that will be captured in the TFS Count Date during the Snapshot
- Can also use the prior year Snapshot view to compare Homeless count to last year
  - Green = Data reporting currently
  - Purple = Data reported in prior Snapshot



# WISEdash Public Portal

- Limited Homeless data available in WISEdash Public Portal due to student privacy
- Homeless data is viewed similarly to Economic Disadvantage data in that we want to protect the privacy of the students in these scenarios from public identification so values may be redacted at times in the public portal



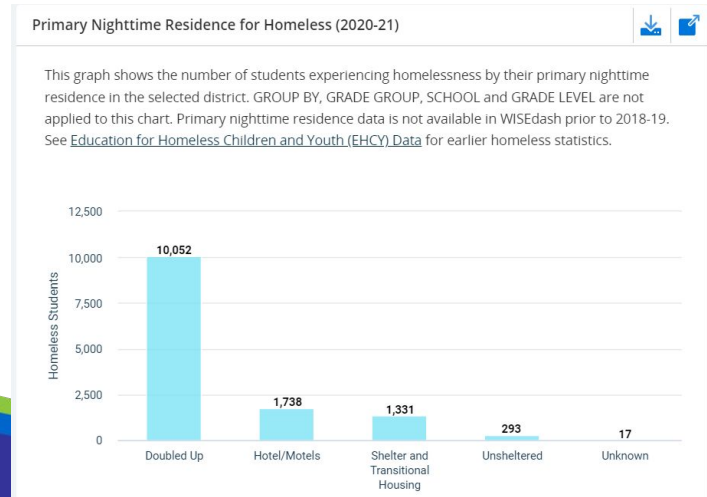


# WISEdash Public Portal

## WISEdash Public Portal > Student Engagement > Enrollment

### 20-21 Data Publicly Available:

- Counts and percentages of students experiencing homelessness are tallied for the entire school year and attributed to the district-school where they last exited enrollment or completed the school term. For this reason, reporting of homeless data generally lags one year behind the reporting of enrollment data.
- Percent Experiencing Homelessness
- Primary Nighttime Residence for Homeless
- Unaccompanied Homeless Youth



# WISEdash Public Portal

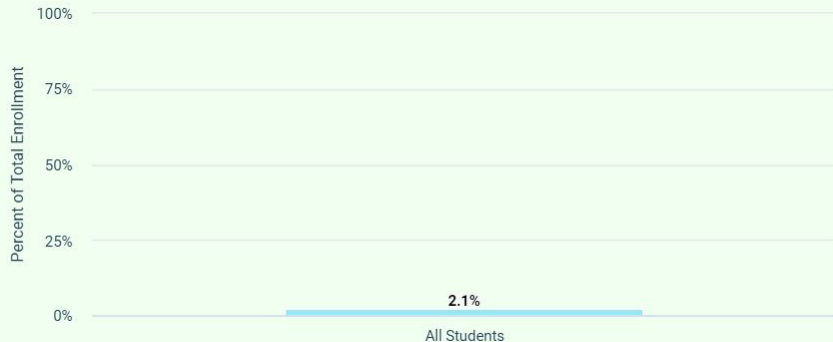
## WISEdash Public Portal > Student Engagement > Enrollment Comparison

Percent Homeless by [All Students] (2020-21)



[Redacted] [All Types] - [All Schools]

This graph compares the percent of students experiencing homelessness by student group in the last district of enrollment for the school year. SwoD and UNK have been removed when grouping by Disability. GRADE GROUP, SCHOOL and GRADE LEVEL are not applied to this chart. The Certified total enrollment is not available until several months after the end of the school year.

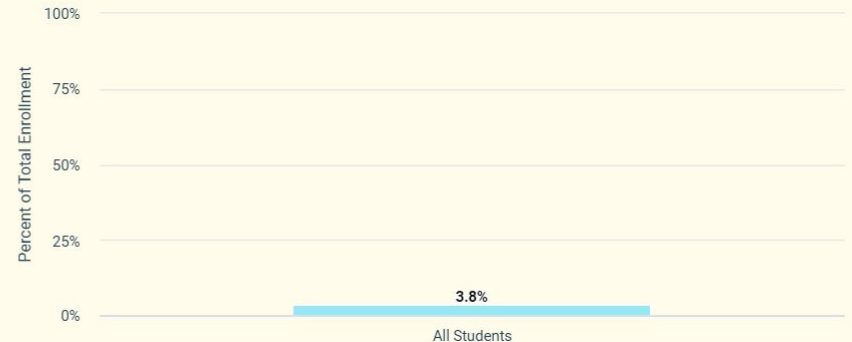


Compare Percent Homeless by [All Students] (2020-21)



[Redacted] [All Types] - [All Schools]

This graph compares the percent of students experiencing homelessness by student group in the selected comparison districts/schools to the adjacent graph.



# WISEdash Public Portal



WISEdash Public Portal

Home Digital Equity ESSA **Student Engagement** State Tests Coursework Graduation School Information Downloads Help

Attendance-Dropouts ▾ Discipline ▾ **Enrollment** ▾ Enrollment - Private School ▾ Special Ed Indicators ▾

## Enrollment

Filter Data ▾

[All Students] ✕

2020-21 ✕

[Statewide]

Enrollment Comparison

Enrollment

Enrollment Trends

Enrollment - Private School (DPI Web)

Enrollment - Parental Choice (DPI Web)

[Enrollment - Historical Homeless Children and Youth \(DPI Web\)](#)



Select Language ▾

Search



### Education for Homeless Children and Youth

#### Directory

Homeless Liaisons Directory

Staff Contacts

#### More Information

American Rescue Plan - Homeless Children and Youth

Guidance

Training Resources

2022 EHCY Conference

EDUCATION FOR HOMELESS CHILDREN AND YOUTH / EDUCATION FOR HOMELESS CHILDREN AND YOUTH (EHCY) DATA

## Education for Homeless Children and Youth (EHCY) Data

### Yearly Comparison Report of Homeless Student Enrollment by School Year



For Wisconsin homeless student enrollment by public school district from 2005-06 through 2017-18, please view the following spreadsheet: [Homeless Student Enrollment by Public School District \(current as of 5/16/2019\)](#) ✕

For Wisconsin homeless student enrollment by public school district from 2018-19 to current year, please view data in the

WISEdash Public Portal: <https://wisedash.dpi.wi.gov/Dashboard/dashboard/18110>



# WISEdash Public Portal



Home Digital Equity ESSA Student Engagement **State Tests** Coursework Graduation School Information Downloads Help

Overview ACT Aspire **ACT Statewide** Badger Forward Choice School Results (DPI-Web)

ACT Statewide Comparison **ACT Statewide** ACT Statewide Trends

Forward

Filter Data

Homeless Status

Forward

2020-21

English Language Arts

[Statewide]


Filter Data > Group By = Homeless Status

- State Tests > ACT Statewide
- State Tests > Forward
- Graduation > HS Completion



# Questions?





# Using Data for Program Planning and Improvement

# National data sources

<https://voicesofyouthcount.org/>

<https://www2.ed.gov/rschstat/eval/disadv/homeless/early-childhood-homelessness-state-profiles-2021.pdf>

<https://schoolhouseconnection.org/yrbs>

<https://nche.ed.gov/data/>

<https://schoolhouseconnection.org/positive-school-discipline-practices-for-students-experiencing-homelessness/>

# Homelessness and Education

## Homelessness causes:



- Chronic health problems
- Trauma
- Mobility



## Leading to:

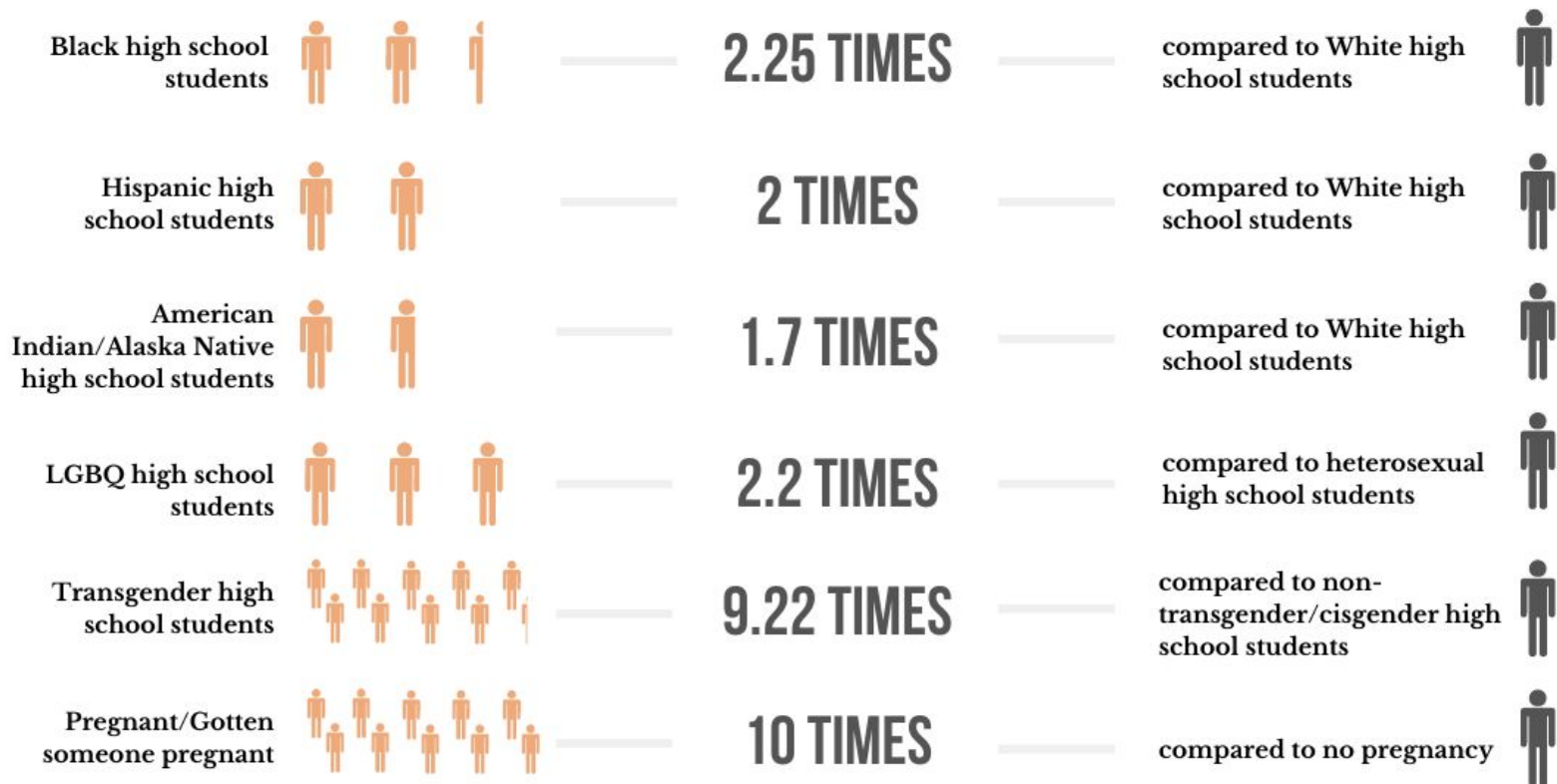
- High rates of chronic absenteeism
- Double the rates of punitive discipline
- Lower graduation rates

And the **lack of a high school degree** is the Greatest single risk factor for young adult homelessness.





# Disproportionate incidence of homelessness



## McKinney-Vento Act, Education of Homeless Children and Youth Program - Short Needs Assessment

This short assessment is based on objective information. If you are not able to obtain a certain data element, simply skip that portion of the assessment. As you consider needs and how to meet them, keep in mind that students experiencing homelessness should be fully included in all Educational Services programs, as well as being uniquely served through the Title I, Part A homeless set-aside. While McKinney-Vento and ARP-HCY funds offer an opportunity to provide innovative, supplemental services, they do not replace Title I, Part A supports.

### 1. Liaison capacity

- What FTE percent does your liaison(s) spend on McKinney-Vento duties?
- Divide the FTE (expressed as a decimal) by the number of identified McKinney-Vento students in the LEA. Then, multiply that number by 2.4. The result is the number of minutes the liaison can spend per student, per week, on average.

	Yes	No
Based on FTE, is the liaison spending fewer than 15 minutes per McKinney-Vento student, per week, on average?		

If you checked "Yes," consider [suggestions for using ARP-HCY funds to increase liaison capacity](#).

#### Additional indicators

	Yes	No
Does your liaison provide professional development about the McKinney-Vento Act to all LEA staff at least annually?		

## Using American Rescue Plan – Homeless Children and Youth (ARP-HCY) Funds to Meet Students' Needs

This document is designed to be used in tandem with the McKinney-Vento Act, Education of Homeless Children and Youth Program Needs Assessment. It shares ideas to meet needs identified through the needs assessment. It is important to note that many of the activities suggested in this document actually are *required* McKinney-Vento services. We noted some of these and encourage you to review McKinney-Vento Act [summaries](#) and the [law](#) itself for more information.

### Table of Contents

- [Currently Available Funding to Support the Needs of Students Experiencing Homelessness](#)
- [Suggestions for Using ARP-HCY funds to Increase Liaison Capacity](#)
- [Suggestions for Using ARP-HCY Funds to Improve Identification](#)
- [Suggestions for Using ARP-HCY Funds to Reengage and Conduct Outreach Students Experiencing Homelessness](#)
- [Suggestions for Using ARP-HCY Funds to Improve Attendance of Students Experiencing Homelessness](#)
- [Suggestions for Using ARP-HCY Funds to Improve Academic Achievement of Students Experiencing Homelessness](#)
- [Suggestions for Using ARP-HCY Funds to Increase Participation of Children Experiencing Homelessness in Early Childhood Education Programs](#)
- [Suggestions for Using ARP-HCY Funds to Provide Mental Health Supports to Students Experiencing Homelessness](#)
- [Suggestions for Using ARP-HCY Funds to Increase Participation of Students Experiencing Homelessness in Career and Technical Education \(CTE\), Extra-curricular, and Enrichment Programs](#)

# Linking needs to program development

1. Take a step back (program evaluation / needs assessment)
2. Deliberately target supports to students of color (school climate)
3. Outreach and re-engagement (hire students and parents; eviction collaboration)
4. Increase staff/staff hours dedicated to McKinney-Vento (PT social worker)
5. Enhance communication options with families and students (cell phones, minutes, and unlimited data)
6. Hire systems navigators to connect children and families to resources (POW!)

# Linking needs to program development

7. Increase access to early childhood education (navigators)
8. Make systems and processes more McKinney-Vento friendly (online enrollment overhaul, including enhanced translations)
9. Help meet rising mental health needs (on-site counselors)
10. Improve transportation (transportation coordinator; car repairs)
11. Provide academic coaching and in-person enrichment (extra hours for teachers)
12. Improve post-secondary transitions (college visits)



**Questions?**

# Thank you!

- Short needs assessment:

<https://schoolhouseconnection.org/wp-content/uploads/2022/03/Needs-assessment-short-RIDE.pdf>

- Full needs assessment:

<https://schoolhouseconnection.org/wp-content/uploads/2022/03/Needs-assessment-long-RIDE.pdf>

- Sign up for our newsletter: <https://schoolhouseconnection.org/sign-up>

- Facebook Group:

<https://www.facebook.com/groups/SchoolHouseConnection/>