

WISEdata For Intermediate & Advanced Users

Jeff Perry & Kari Krakow

DPI Customer Services / WISEsupport

March 2022



WISCONSIN DEPARTMENT OF
PUBLIC INSTRUCTION

Carolyn Stanford Taylor, State Superintendent

Today we will...

- Cover topics that YOU requested!
- Answer your questions
- This will be a **PACKED** session!

General Error Troubleshooting

- **Home Screen**

- Validation Message Summary
- Pipeline Status
- Level 1 Errors

- **Validation Messages**

- School Filter
- Work in Progress Bookmark
- Aging Indicator
- Tags

WISEdash For Districts

WISEdash For Districts

WISEdash Snapshot Dashboards

- Snapshots are taken of data in the WISEdash data warehouse.
- Use WISEdash to review your reporting data before a snapshot.
 - Additional charts and graphs
 - Available to public schools only

Reminder! Data is updated nightly from WISEdata Portal to WISEdash for Districts.

Comparing WISEdata to WISEdash

Things to consider when comparing WISEdata to WISEdash:

- WISEdata is updated from WISEdash every night
- Specific errors in WISEdata will stop student data from passing through
- Snapshots are taken from WISEdash so verification of that data is VITAL

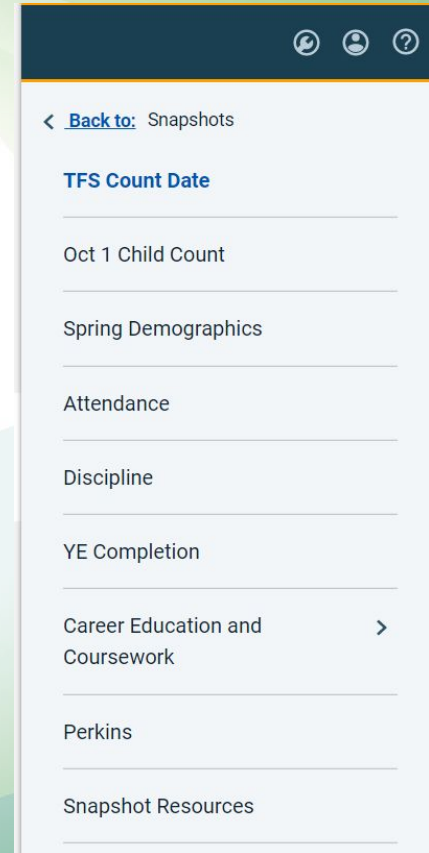
WISEdash for Districts Snapshot Dashboards

The following snapshot topics are available as Snapshot Dashboards in WISEdash

(Navigation: Product Menu () > Snapshots)

- Third Friday of September (TFS) Count Date
- Oct 1 Child Count
- Attendance
- Discipline
- YE (Year-End) Completion
- Career Education and Coursework
- Perkins
- Spring Demographics Snapshot (May)

Tip! Be sure to scroll all the way to the bottom of these dashboards so you know all of the types of charts available to you for data review.



WISEdash

Snapshot Dashboards - Data Quality Indicators

Informational indicators highlight important counts or percentages for the topic at hand.

Caution indicators show questionable data in need of review.

Goal: 0 indicators are similar to cautions but suggest a goal such as a school count.

[+ Data Quality Indicators Help](#) - click the numbers for details

2020-2021
4 Year Graduation Rate
Informational

98.1%

2020-2021
Sch w/ No HS Compl.
Caution

0

2020-2021
Grades w/Low Compl. Term
Caution

0

2020-2021
Dropout Rate
Informational

0.3%

2020-2021
Sch w/No Enrollment
Caution

0

2020-2021
TFS Students No Longer Found
Caution

0

2020-2021
Transfer to Reg Ed Mismatch
Caution

0

Example of YE Completion DQI's

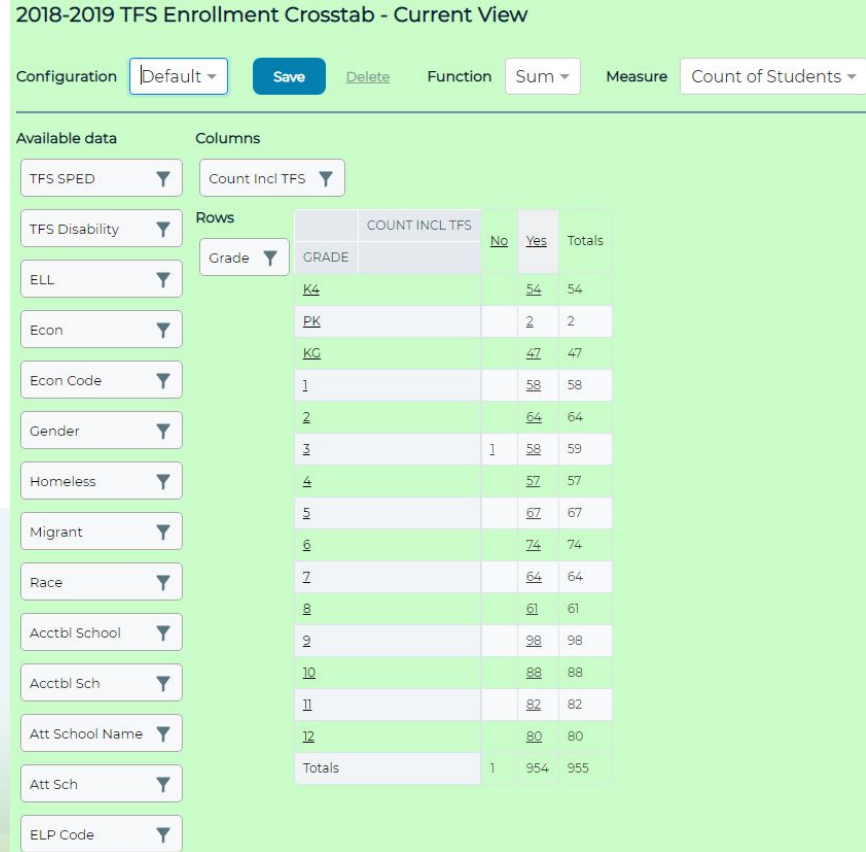
WISEdash

Snapshot Dashboards - Crosstabs

Many of the snapshot dashboards utilize crosstab metrics that function much like pivot tables in Excel. Drag and drop the Data Fields to either the Rows or Columns area to create a detailed chart.

Common demographics:
Race, Disability, Econ or ELL status.

Click the links to view a list of students, which can be exported.



2018-2019 TFS Enrollment Crosstab - Current View

Configuration

Default

Save

Delete

Function

Sum

Measure

Count of Students

Available data

TFS SPED



TFS Disability



ELL



Econ



Econ Code



Gender



Homeless



Migrant



Race



Acctbl School



Acctbl Sch



Att School Name



Att Sch




ELP Code



Columns

Count Incl TFS



Rows

Grade

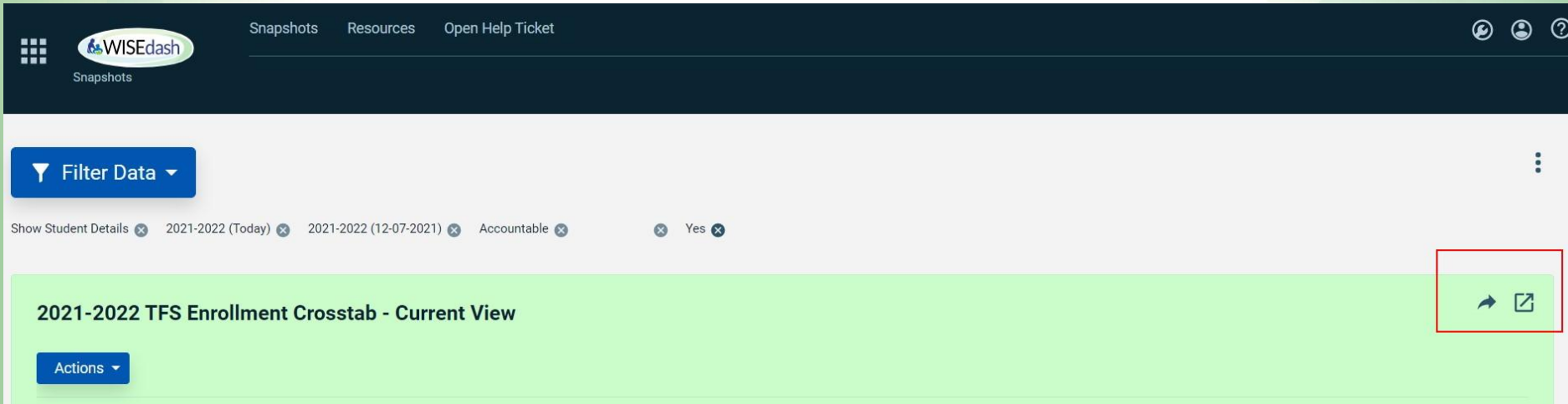


| GRADE | COUNT INCL TFS | | Totals |
|--------|----------------|-----|--------|
| | No | Yes | |
| K4 | | 54 | 54 |
| PK | | 2 | 2 |
| KC | | 47 | 47 |
| 1 | | 58 | 58 |
| 2 | | 64 | 64 |
| 3 | 1 | 58 | 59 |
| 4 | | 57 | 57 |
| 5 | | 67 | 67 |
| 6 | | 74 | 74 |
| 7 | | 64 | 64 |
| 8 | | 61 | 61 |
| 9 | | 98 | 98 |
| 10 | | 88 | 88 |
| 11 | | 82 | 82 |
| 12 | | 80 | 80 |
| Totals | 1 | 954 | 955 |

WISEdash

Snapshot Dashboards - Exporting Data

Use the filters to make sure you are viewing the desired list of students. Next, hover your mouse over the upper right of a graph, then click on the “Arrow” icon. Choose “Download Excel” (or one of the other formats). Read the privacy disclaimer and click Yes if you agree. This will download the student detail list to your local PC.



The screenshot displays the WISEdash interface. At the top, there is a dark navigation bar with the WISEdash logo on the left and navigation links for "Snapshots", "Resources", and "Open Help Ticket" in the center. On the right side of the navigation bar are icons for a home page, a user profile, and a help menu. Below the navigation bar, the main content area features a "Filter Data" button on the left. A row of filter tags is visible, including "Show Student Details", "2021-2022 (Today)", "2021-2022 (12-07-2021)", "Accountable", and "Yes". The main content area is titled "2021-2022 TFS Enrollment Crosstab - Current View" and includes an "Actions" button. In the upper right corner of the main content area, there is a red-bordered box containing two icons: a right-pointing arrow and a square with a diagonal line, representing the export functionality.

WISEdash

Snapshot Dashboards - Year over Year

The primary use of the Snapshot dashboards is to compare current data to prior snapshot data. The mint Green filters and charts represent the Current View for the selected year, and the light Purple filters and charts represent the Snapshot View for the selected year.

2018-2019 TFS Enrollment Crosstab - Current View

Configuration [Delete](#) Function

Available data

- TFS SPED
- TFS Disability
- ELL
- Grade
- Econ
- Econ Code
- Gender
- Homeless
- Migrant
- Race

Columns

Rows

| COUNT INCL TFS | Totals |
|----------------|--------|
| No | 1 |
| Yes | 954 |
| Totals | 955 |

2018-2019 (12-06-2018) TFS Enrollment Crosstab - Snapshot View

Use display option "Expand" on above toolbar to expand this chart.

Configuration [Delete](#) Function

Available data

- TFS SPED
- TFS Disability
- ELL
- Econ
- Gender
- Grade
- Homeless
- Migrant
- Race
- Acctbl School




Columns

Rows

| | |
|--------|-----|
| | |
| Yes | 953 |
| Totals | 953 |

WISEdash for Districts

Topic Dashboards - Trends

| Dashboard Name | Navigation | Description |
|-------------------------------------|---|---|
| High School Completion Rates | Product Menu () > Topics > Graduation > HS Completion > High School Completion Rates | <p>View 4-, 5-, 6- and 7-year rates to view trends over time.</p> <p>View HS Completion Rate Cohorts - especially future cohorts - to review grade level placement accuracy.</p> |
| Dropout Rate by Subgroup | Product Menu () > Topics > Main > Attendance-Dropouts > Dropout Rate by Subgroup | Verify the 'Dropout Rate by [Demographic] and Year [Selected Schools]' metric for anomalies. Can also compare to Statewide Rate (the following metric). |
| Attendance Rate by Subgroup | Product Menu () > Topics > Main > Attendance-Dropouts > Attendance Rate by Subgroup | Verify the last metric - 'Attendance Rate by Year and [Demographic] [Selected Schools]' metric for anomalies for all students or by the demographic selected in the Group By. |

WISEdash

Topic Dashboard - Grad Cohorts

Verify grad cohort determination before it is too late to fix HS entry year and grade level.

Graduation cohorts are typically not examined until more than three years after 9th grade entry. Those enrollment records can no longer be updated in WISEdata. **It is important that districts verify that each student's first HS enrollment year and grade level are correct while that year of data is still open for updates in WISEdata.**

Grad Cohort Crosstab

Configuration: Default | Save | Delete | Function: Sum | Measure: Students

Render As: Table | Heatmap | Row Heatmap | Column Heatmap | Row Barchart

Available data: Grad Cohort Year, First HS Enrl District, First HS Enrl School, Rate Year, Rate Timeframe, Completion Status

Columns: First HS Enrl Grade

Rows: First HS Enrl Year *

Filter for 3 years

| FIRST HS ENRL YEAR | FIRST HS ENRL GRADE | 09 | 10 | 11 | 12 | Totals |
|--------------------|---------------------|-----|----|----|----|--------|
| 2017-18 | | 51 | 2 | | | 53 |
| 2018-19 | | 50 | 1 | 5 | 2 | 58 |
| 2019-20 | | 57 | 2 | 3 | 1 | 63 |
| Totals | | 158 | 5 | 8 | 3 | 174 |

WISEdata Portal

Exports

Export Files

- Multiple export files in CSV format
- Tool to view data comparisons vs. WISEdash and/or SIS
- Files for each data collection

| Exports | | School Year: 2022 | | |
|------------------|---|---|--------------------------|-----------------------------|
| Category Type ↑ | Export Type ↑ | Description | | |
| All Enrollment | Mass Enrollment Export | All student enrollments | Download | Definitions |
| Attendance - YE | Attendance - YE | Attendance data for primary enrollments | Download | Definitions |
| Career Education | Certified/Non Certified Career Education Programs | Students with the course and non-course related Career Education student program associations including Certified Career Education Programs, Non-Certified Career Education Programs | Download | Definitions |
| Career Education | CTE Concentrators | This export shows the student's CTE concentrator summary (Career pathway type, IAC code, Program areas) submitted by a school. | Download | Definitions |
| Career Education | CTE Participants | This export includes students who meet the criteria for CTE participants within a district. The student is identified as a CTE participant if his/her grade level is 9,10,11 or 12 and they took at least one CTE course for which the Performance Based Conversion Type received is Pass. | Download | Definitions |
| Career Education | CTE Participants | This export includes students who meet the criteria for CTE participants within a district. The student is identified as a CTE participant if his/her grade level is 11 or 12 and they took at least one CTE course for which the Performance Based Conversion Type received is Pass or Fail. | Download | Definitions |
| Career Education | State Endorsed Regional Career Pathway Programs | This export shows the students participating or completed the State Endorsed Regional Career Pathway Program. | Download | Definitions |
| ChildCount | Child Count | Student enrollment records submitted by your district that cover the October 1 Child Count | Download | Definitions |
| Discipline | Discipline Action Export | The details of the Student Discipline Actions that resulted from a Discipline Incident. | Download | Definitions |

WISEdata Portal

Exports

Export Files

- Click Download button to generate CSV
- Definitions link provided for more information

| | | |
|------------------------|--------------------------|-----------------------------|
| | Download | Definitions |
| | Download | Definitions |
| Education | Download | Definitions |
| school. | Download | Definitions |
| participant if come | Download | Definitions |
| | Download | Definitions |
| | Download | Definitions |
| | Download | Definitions |
| | Download | Definitions |

WISEdata Portal Exports

Attendance - YE Export - Google Chrome

wiseapps.dpi.wi.gov/WISEdataPortal/Export/GetAttendanceDefinition

Attendance - YE Export

| Column Name | Definition |
|--------------|---|
| School Year | This is school year for which data is submitted to WISEdata. |
| LEA ID | This is the code for the agency submitting the WISEdata record. |
| LEA Name | This is the name of the agency submitting the WISEdata record. |
| School ID | This is the code for the school submitting the WISEdata record. |
| School Name | This is the name of the school submitting the WISEdata record. |
| WISEid | This is 10-digit numeric field required for all reported students for which data is submitted to WISEdata. |
| Last Name | Last Name of the student submitted to WISEdata. |
| First Name | First Name of the student submitted to WISEdata. |
| Grade Level | Grade level is the level of the educational program studied by a student. K3, K4, KG, PK, 1 to 12. |
| Gender | Gender of the student (Male/Female). |
| Race | See the data element page. |
| DPI Economic | Districts/schools must enter values in their student information system (SIS) for both the student economic |

WISEdata Portal Exports

| | F | G | H | I | J | K | L | | M | N | O | P | Q | R | S |
|-------|------------|--------------|------------|-------------|----------|------|----------------------------------|-------------------|----------|---------------------|-------------------|-----------------------------|----------------|---------------|---|
| Name | WISEid | Last Name | First Name | Grade Level | Gender | Race | DPI Economic Disadvantage Status | Disability Status | ELP Code | Possible Attendance | Actual Attendance | Absence Range | SSA Entry Date | SSA Exit Date | |
| El | 1001038128 | harpvder | ifevy | 4 | | | | | | 6 | 6.5 | | 2/1/2022 | 6/30/2022 | |
| El | 6186346474 | threenine | threenine | K4 | | | | | | 2.5 | 0.5 | Absence > 10% and < 10 days | 8/30/2021 | 6/5/2022 | |
| le El | 3211122101 | NRTWGradeone | PUPILS | | 1 Male | T | | SwoD | 7 | 25 | 15 | Absence >= 10 days | 8/10/2021 | | |
| le El | 5074545739 | NRTWKGTWO | PUPILS | | 1 Male | T | | SwoD | 7 | 25 | 15 | Absence >= 10 days | 8/10/2021 | 9/17/2021 | |
| le El | 5602564231 | NRTWKGFIVE | PUPILS | | 1 Male | T | | SwoD | 7 | 25 | 15 | Absence >= 10 days | 7/8/2021 | 9/25/2021 | |
| El | 2147708311 | MGradetwoA | PUPIL | | 2 Male | T | | SwoD | 7 | 25 | 15 | Absence >= 10 days | 7/13/2021 | | |
| El | 2575660307 | fiveyroidKGV | PUPIL | KG | Male | T | | SwoD | 7 | 25 | 15 | Absence >= 10 days | 7/1/2021 | | |
| El | 2775075761 | fiveyroidKGR | PUPILSM | KG | Male | T | | SwoD | 7 | 25 | 15 | Absence >= 10 days | 7/1/2021 | | |
| El | 3050210466 | FGradeoneA | PUPIL | | 1 Male | T | | SwoD | 7 | 25 | 15 | Absence >= 10 days | 7/6/2021 | | |
| El | 3153355305 | QGradethreeP | PUPILSM | | 3 Male | T | | SwoD | 7 | 25 | 15 | Absence >= 10 days | 7/17/2021 | | |
| El | 3253216283 | fiveyroidKGA | PUPILSM | KG | Male | T | | SwoD | 7 | 25 | 15 | Absence >= 10 days | 7/1/2021 | | |
| El | 3518130826 | UGradethreeA | PUPIL | | 3 Female | T | | SwoD | 7 | 25 | 15 | Absence >= 10 days | 7/21/2021 | | |

WISEdata Portal Exports

Hints:

- If working in CSV format isn't ideal, Save As to your software's format (i.e. .XLSX)
- Your spreadsheet software can sort and group data to aid with comparisons
- WDP and WISEdash exports can be compared in the same workbook
- For the advanced user, pivot tables may be helpful
- Prior to download export files can be filtered using WDP filters

WISEdata Portal

Exports

Filters

School Year

2021 - 2022

School Type

All School Types

Schools

East Hi

Collection

Roster

Reset

Exports

| Category Type | Export Type | Description | | |
|---------------|---|---|--------------------------|-------------|
| Roster | Student Section Associations | All the student elements of the section. This association indicates the course sections to which a student is assigned. | Download | Definitions |
| Roster | Student Section Associations without Grades | Student section records without grades | Download | Definitions |
| Roster | Staff Section Associations | All the staff information associated to the section. The export includes Classroom Position, Medium of Instruction, Dual Enrollment and World Language. | Download | Definitions |
| Roster | Course Offerings | Course offering records at the school level, including the number of students and staff associated to the course via a student or staff section association. A single logical section will appear multiple times. | Download | Definitions |
| Roster | Roster Sections - Grades/Marks | Grade / mark records for each student. Only one grade record per student is expected for a logical section. | Download | Definitions |
| Roster | Course Transcript | Course Transcript is the final record of a student's performance in their courses at the end of a semester or school year. | Download | Definitions |

Roster Data

What is Roster?

Roster is course information, and data about the students and teachers associated with the courses.

Roster Data

Who reports Roster?

- Roster is reported by public districts, independent Charter schools, County Children with Disability Education Boards (CCDEB), and state schools (Wisconsin Center for Blind and Visually Impaired, Wisconsin School for the Deaf)
- Roster is required for all schools and all grade levels except PK & PPP students
- Roster is NOT reported by Choice schools, Department of Corrections (DOC) or Department of Health Services (DHS)

Roster Data

Courses

- Links a course to a particular subject matter and curriculum, and the school/agency that offers it
- A SCED Course Code is a unique identifier, using NCES/SCED standards, assigned to a course, and consists of three parts: Subject Area, Course Identifier within that Subject Area, and Course Level
- A CSV file of all courses can be downloaded, or it is searchable online: <https://dpi.wi.gov/wise/data-elements/coursereference>

Roster Data

Courses

| Roster Code | Title | Subject Area | Description | Rigor Level | CTE course | CTE career pathway Type | Course Program | SCED 8 | Deprecated |
|-------------|--------------------|--------------|--------------------|----------------------|------------|-------------------------|----------------|--------|------------|
| 10000 | Physical Geography | 3 | Physical Geography | No Specified Level | no | n/a | n/a | 03007X | n/a |
| 10001 | Physical Geography | 3 | Physical Geography | Honors | no | n/a | n/a | 03007H | n/a |
| 10002 | Physical Geography | 3 | Physical Geography | General or Regular | no | n/a | n/a | 03007G | n/a |
| 10003 | Physical Geography | 3 | Physical Geography | Enriched or Advanced | no | n/a | n/a | 03007E | n/a |
| 10004 | Physical Geography | 3 | Physical Geography | Basic or Remedial | no | n/a | n/a | 03007B | n/a |

| Roster Code | Title | Subject Area | Description | Rigor Level | CTE course | CTE career pathway Type | Course Program | SCED 8 | Deprecated |
|-------------|-----------------|--------------|----------------------|----------------------|------------|-----------------------------|----------------|--------|------------|
| 12491 | Digital Imaging | 5 | Digital Imaging cour | No Specified Level | yes | Arts, A\V Technology and Co | n/a | 05251X | n/a |
| 12492 | Digital Imaging | 5 | Digital Imaging cour | Honors | yes | Arts, A\V Technology and Co | n/a | 05251H | n/a |
| 12493 | Digital Imaging | 5 | Digital Imaging cour | General or Regular | yes | Arts, A\V Technology and Co | n/a | 05251G | n/a |
| 12494 | Digital Imaging | 5 | Digital Imaging cour | Enriched or Advanced | yes | Arts, A\V Technology and Co | n/a | 05251E | n/a |
| 12495 | Digital Imaging | 5 | Digital Imaging cour | Basic or Remedial | yes | Arts, A\V Technology and Co | n/a | 05251B | n/a |
| 13341 | Digital Imaging | 5 | Digital Imaging cour | No Specified Level | no | n/a | n/a | 05251X | n/a |
| 13342 | Digital Imaging | 5 | Digital Imaging cour | Honors | no | n/a | n/a | 05251H | n/a |
| 13343 | Digital Imaging | 5 | Digital Imaging cour | General or Regular | no | n/a | n/a | 05251G | n/a |
| 13344 | Digital Imaging | 5 | Digital Imaging cour | Enriched or Advanced | no | n/a | n/a | 05251E | n/a |
| 13345 | Digital Imaging | 5 | Digital Imaging cour | Basic or Remedial | no | n/a | n/a | 05251B | n/a |

Roster Data

Roster

| Session Begin Date | Session End Date | Term | District / Agency | School Name | CTE Participant |
|--------------------|------------------|--------------|-------------------|-------------|-----------------|
| 01/24/2022 | 06/09/2022 | 2nd Semester | | | False |
| 09/01/2021 | 01/21/2022 | 1st Semester | | | False |

| Section Identifier | Local Course Code | Local Course Title | SequenceOfCourse | Student Section Begin Date | Student Section End Date | CTE Course | Grade Submitted |
|--------------------|-------------------|--------------------|------------------|----------------------------|--------------------------|------------|-----------------|
| 002 | 2022_400_102 | English 9 S1 | 1 | 09/01/2021 | 01/21/2022 | False | True |

| Grading Period | Letter Grade | Numeric Grade | Grade Completion Status | Certified Program Status |
|----------------|--------------|---------------|-------------------------|--------------------------|
| First Semester | F | | Fail | |

Attempt Status: Sufficient

Career Pathways:

Section Programs:

Student Section Programs:

Roster Data

? School Roster Details

Filters

Year: 2021 - 2022

School Type: All School Types

Schools: a Hi

Term Type: 1st Semester

Program Type: All

Program: All

LocalCourseCode: 2022_400_102

[Reset](#)

Roster

| Term Descriptor | Session Begin Date | Session End Date | Section Identifier | Local Course Code | Local Course Title | Sequence of Course | CTE Course | Course Code | Student Count | Staff Count |
|-----------------|--------------------|------------------|--------------------|-------------------|--------------------|--------------------|------------|-------------|---------------|-------------|
| 1st Semester | 9/1/2021 | 1/21/2022 | 001 | 2022_400_102 | English 9 S1 | 1 | false | 10630 | 25 | 1 |

Section Details

ClassroomIdentificationCode: Rigor Level: General or Regular AP/IB:
 Class Periods: Career Pathways: Programs:

Students

| Wise Id | First Name | Last Name | Section Begin Date | Section End Date | Action |
|---------|------------|-----------|--------------------|------------------|--------|
|---------|------------|-----------|--------------------|------------------|--------|

Staff

| WiseId | First Name | Last Name |
|--------|------------|-----------|
| 3 | Theresa | |

Roster Data

Notes

- Yes, 4K students should have roster reported
- Public school students who take classes at another school in addition to their primary enrollment school are submitted via a non-primary Coursework enrollment by the non-primary school with corresponding roster data included; this applies to classes taken within the district or at another district
- Private school or homeschool students taking up to two classes at a public district are not reported to WISEdata

Error 6752

- **SHORT TEXT:** CareerPathwayType is missing for a 'CTE' course.
- **LONG TEXT:** CareerPathwayType' is missing for a 'CTE' course. CareerPathwayType should be identified and submitted for every CTE course offered by the district. We recommend middle school to not use CTE Roster codes but If a middle school chooses to offer a CTE course then it is responsible to submit CareerPathwayType associated with the course.

Error 6752

Career Pathway Type

- Career Pathway Type is the career cluster for the Vocational/Career Tech concentrator career path.
- It's submitted with CTE program information for CTE concentrators in 11th and/or 12th grade within a chosen pathway.
- Schools may submit more than one Career Pathway Type for a CTE course, if applicable.
- This is submitted on course offerings.

Error 6752

Roster

| Term Descriptor | Session Begin Date | Session End Date | Section Identifier | Local Course Code | Local Course Title | Sequence of Course | CTE Course | Course Code |
|-----------------|--------------------|------------------|--------------------|-------------------|--------------------------------|--------------------|------------|-------------|
| 1st Quarter | 9/1/2021 | 11/5/2021 | 01 | 2022_400_YAAC | YA Architecture & Construction | 1 | true | 4667 |

Section Details

ClassroomIdentificationCode:

Class Periods:

Rigor Level: General or Regular

Career Pathways:

- Architecture and Construction

AP/IB:

Programs:

- Youth Apprenticeship - Certified Career Education Program

Error 6752 throws when the submitted CTE course is missing a Career Pathway.

Warning 6766

This 'Section' is associated to 'Zero' studentSectionAssociations

“Some Sections in the noted Term have 'Zero' studentSectionAssociations. Click on the 'Detail' link for more information.”

- This warning displays when you've submitted a course section that doesn't have any students in it
- If you have students in the section, ensure they are linked with a student section association so they will be correctly reported
- If the section was available but no students are taking the class during this term, remove/do not report the section to WISEdata, or simply acknowledge the warning
- KBA:
<https://dpidynamicsprd.powerappsportals.com/knowledgebase/article/KA-03198/en-us>

Special Education Data

The sSEPA Record

The sSEPA is the method by which a district submits special education data to DPI

- The sSEPA is the “Student Special Education Program Association”
- A sSEPA is expected when the IDEA eligibility = “Y”
- A sSEPA begins and/or ends within a school year

Special Education Data

| Special Education | | | | | | | | |
|--|-------------------|--|------------|---|--------------|---|--------------------------------|---------------------------------|
| | District / Agency | Submitting School | Begin Date | End Date | IEPBeginDate | IEPEndDate | Included in 3rd Fri Sept count | Included in Oct 1st Child Count |
| ▼ | School District | El | 09/08/2020 | | 02/24/2020 | 02/23/2021 | True | True |
| Program Name: Special Education | | Program Type: Special Education | | Ed Environment: A - School age: Regular Class at Least 80% | | | | |
| Reporting Disability: SL | | Disabilities: <ul style="list-style-type: none">1 : Speech or Language Impairment | | FAPE Responsible School: El | | FAPE Responsible District: School District | | |
| Last Evaluation Date: 02/03/2020 | | Reason Exited: | | Create Date: 10/21/2020 9:49:48 AM | | Last Modified Date: 10/21/2020 9:49:48 AM | | |
| Effective Begin Date: 09/08/2020 | | Effective End Date: 06/30/2021 | | | | | | |

[Special Education Ed-Fi API View](#)

Special Education Data

Ed Environment

- Educational Environment reflects the extent to which students with disabilities attend educational programs with their peers without disabilities
- For students who do not attend a program with a majority of peers without disabilities, the educational environment is the setting in which they receive special education and related services

Ed Environment: A - School age: Regular Class at
Least 80%

Special Education Data

Ed Environment

There are two sets of educational environment codes, dependent upon a student's age or specific to 5-year-olds, age and grade.

- Preschool Codes = Age 3, Age 4, and Age 5 not in KG
R1, R2, R3, R4, B1, B2, B3, B4, B5
- School Age Codes = Age 5 in KG through Age 21
A, B, C, D, E, F, G, I, J, S, T

Special Education Data

Ed Environment

For more information specific to accurate coding, visit the Educational Environment Data Elements page:

<https://dpi.wi.gov/wise/data-elements/educational-environment>

Special Education Data

FAPE Responsible School and District

- FAPE = Free Appropriate Public Education
- Required for data submission and should always be completed
- FAPE District = District responsible for developing a student's IEP

FAPE Responsible

School: El

FAPE Responsible District:

School District

Special Education Data

FAPE Accountability Scenarios

Generally, a student's submitting district and FAPE district will be the same. There are exceptions, however.

Submitting District and FAPE District = Same

- Submitting District is the Resident District
- Submitting District is the Open Enrollment District

Submitting District and FAPE District = Different

- Submitting District is not the Resident District - **IEP Team Placement**

FAPE accountability cannot be transferred within the same district

- A district cannot submit an enrollment for School A and make School B in the same district accountable

Special Education Data

FAPE Responsible School And District

For more information, visit the FAPE – Responsible School/District Data Elements page:

<https://dpi.wi.gov/wise/data-elements/faperesponsible>

OR

Visit the FAPE Responsibility Guide:

<https://dpi.wi.gov/sites/default/files/imce/sped/pdf/residency-fape.pdf>

Special Education Data

sSEPA Reason Exited

- Describes why a student's sSEPA record has an end date
- Must be submitted when a special education student's enrollment or sSEPA record ends
- An end date requires an exit reason, even if the end date is a typical end of the school year exit date
- Reason Exited is used for more accurate federal reporting of special education students who have returned to regular education

Special Education Data

sSEPA Reason Exited

| Code | Short Description |
|------|--|
| C | Continuing in Special Education |
| R | Revoked consent for special education services |
| T | Transferred to regular education |
| E | Exited district due to enrollment exit code |

- If a student leaves your district, remember to use “E” (not “C”)

Special Education Data

sSEPA Begin Date

A new sSEPA record with a new Begin Date is needed when there is a change to one of these sSEPA data elements:

- FAPE Responsible District or School
- Educational Environment
- Last Evaluation Date
- IEP Begin Date
- IEP End Date
- Disability
- Parent Placed Private Status
- School ID

Special Education Data

Error 6724

- The sSEPA Begin Date cannot be prior to a student's third birthday as Part B IDEA eligibility begins at age 3
- The IEP Begin Date, however, can be prior to the student's third birthday if the district begins providing special education services prior to age 3

Special Education Data

sSEPA End Date

A sSEPA End Date is required when:

- There is a change to one of the sSEPA data elements
- There is a subsequent sSEPA record in the same district for the student
- The student is no longer enrolled in the district
- The student is no longer IDEA-eligible
- The end of the school year

Special Education Data

Effective Begin and End Dates

- WISEdata cannot accept sSEPA records that overlap
- WISEdata will attempt to calculate the Begin and End dates based upon the available information (similar to Enrollment records)
- Because only one sSEPA is valid on a given day, please make every effort to resolve overlap issues
- Effective dates can come into play with certain WDP validations

For more information, visit the Effective Begin and End Dates Data Elements page:

<https://dpi.wi.gov/wise/data-elements/effectivedate>

Special Education Data

How do I enter sSEPA begin & end dates vs. IEP begin & end dates?

- The sSEPA dates must be within the school year, while the IEP dates may cross school years
- The sSEPA dates must correspond with the IEP dates with respect to the school year
- When an enrollment record ends, the sSEPA record must also end
- If there are multiple sSEPA records in one school year, there can be no overlaps

Special Education Data

Reporting Parentally-Placed Private (PPP) Students

- A student placed by a parent or guardian in a private school who is receiving special education services under an individual service plan (ISP) from a public school district
- The student's primary education is provided by the private school
- The responsible school district is the district in which student's private school is located
- Applies to all children with disabilities attending private elementary and secondary schools; Grade level PK is NOT permitted for PPP students

Special Education Data

Reporting Parentally-Placed Private (PPP) Students

- Submit a non-primary enrollment as Enrollment Type “ParentPlacedPrivate”
- Do not submit roster, attendance, etc. (DPI does not collect attendance data for PPP students, but if it's submitted it will be subject to validation rules; Send a value of zero (0), not a null value)
- Please do submit Demographics tab data and Completed School Term
- Check with your vendor to see how to designate a student as PPP
- If the private school is in the Choice program, the Choice school will submit a primary enrollment; if not there will be no primary enrollment
- If student’s primary enrollment is in a Choice school, the student is included in the Third Friday of September count for the Choice school and the public school district count for the October 1 Child Count

Warning 6724

- **SHORT TEXT:** Special education record truncated because (1) the effective end date of the corresponding enrollment is prior to the end date of the special education record or (2) overlapping special education records exist.
- **LONG TEXT:** Special education record may only be considered valid within an active enrollment and may not overlap another special education record. Special education record truncated because (1) the effective end date of the corresponding enrollment is prior to the end date of the special education record or (2) overlapping special education records exist.

Warning 6724

Warning 6724 usually throws when either:

- The enrollment and sSEPA end dates don't align
- Multiple sSEPA records overlap


Warning 6724

Enrollments

| | Enroll Date | Exit Date | District / Agency | School | PrimarySchool | Enrollment Type | Grade Level | Included in 3rd Fri Sept count | Included in Oct 1st Child Count | Overlapping Enrollment |
|---|-------------|------------|-------------------|--------|---------------|-----------------|-------------|--------------------------------|---------------------------------|------------------------|
| ▶ | 01/03/2022 | | District | | True | Primary | 06 | Not Set | Not Set | Not Set |
| ▶ | 09/03/2021 | 12/15/2021 | District | School | True | Primary | 06 | True | True | Not Set |

 [Enrollment Ed-Fi API View](#)


Special Education

| | District / Agency | Submitting School | Begin Date | End Date | IEPBeginDate | IEPEndDate | Included in 3rd Fri Sept count | Included in Oct 1st Child Count |
|---|-------------------|-------------------|------------|------------|--------------|------------|--------------------------------|---------------------------------|
| ▶ | School District | | 01/03/2022 | | 03/03/2021 | 03/02/2022 | False | False |
| ▶  | School District | Sch | 09/03/2021 | 01/15/2022 | 03/15/2021 | 03/02/2022 | True | True |

 [Special Education Ed-Fi API View](#)

Warning 6724

Special Education

| | District / Agency | Submitting School | Begin Date | End Date | IEPBeginDate | IEPEndDate | Included in 3rd Fri Sept count | Included in Oct 1st Child Count |
|--|---|---|------------|----------|--------------|------------|--------------------------------|---------------------------------|
| ▶ |  School District |  | 03/07/2022 | | 03/07/2022 | 02/14/2023 | False | False |
| ▶  |  School District |  | 09/01/2021 | | 04/19/2021 | 03/06/2022 | True | True |

 [Special Education Ed-Fi API View](#)

Error 7161

Special Education record (SSEPA) ends before enrollment

LONG TEXT: Special Education record (SSEPA) ends before enrollment. If the Student is Continuing in Special Education (Reason Exited Special Education = C), fix the error by sending another SSEPA. If the student is exiting the district (Reason Exited Special Education = E) and SSEPA ends before enrollment, fix the error verify by extending the SSEPA End Date to match the Enrollment End Date. If the Reason Exited Special Education is unknown (sent as blank/null), send the appropriate Reason Exited Special Education and either send another SSEPA or extend the SSEPA End Date to match the Enrollment End Date.

Error 7161

Enrollments

| | Enroll Date | Exit Date | District / Agency | School | PrimarySchool | Enrollment Type | Grade Level | Included in 3rd Fri Sept count | Included in Oct 1st Child Count | Overlapping Enrollment |
|---|-------------|------------|-------------------|--------|---------------|-----------------|-------------|--------------------------------|---------------------------------|------------------------|
| ▶ | 09/01/2020 | 06/08/2021 | School District | Hi | True | Primary | 10 | True | True | Not Set |

📄 Enrollment Ed-Fi API View

Special Education

| | District / Agency | Submitting School | Begin Date | End Date | IEPBeginDate | IEPEndDate | Included in 3rd Fri Sept count | Included in Oct 1st Child Count |
|---|-------------------|-------------------|------------|------------|--------------|------------|--------------------------------|---------------------------------|
| ▶ | School District | Hi | 06/04/2021 | 06/04/2021 | 06/04/2021 | 06/04/2021 | False | False |
| ▶ | School District | Hi | 03/24/2021 | 06/03/2021 | 03/24/2021 | 06/03/2021 | False | False |
| ▶ | School District | Hi | 12/03/2020 | 03/23/2021 | 12/03/2020 | 03/23/2021 | False | False |
| ▶ | School District | Hi | 09/01/2020 | 12/02/2020 | 02/07/2020 | 12/02/2020 | True | True |

📄 Special Education Ed-Fi API View

Error 7161

It is especially important to resolve this error for high school graduates, because:

If the sSEPA record ends before the enrollment record with HSC then the student will NOT be reported as a special ed graduate!

Error 6743

Special Education Exit Reason is blank when an sSEPA End Date has been set.

LONG TEXT: Special Education Exit Reason is blank when a student Special Education Program Association (sSEPA) End Date has been set. Either update the sSEPA to add the appropriate Special Education Exit Reason or update the sSEPA to remove the sSEPA End Date.

Error 6743

sSEPA Reason Exited

| Code | Short Description |
|------|--|
| C | Continuing in Special Education |
| R | Revoked consent for special education services |
| T | Transferred to regular education |
| E | Exited district due to enrollment exit code |

- If a student leaves your district, remember to use “E” (not “C”)

Error 6743

To resolve error 6743 make sure that any sSEPA record with an end date has the correct Reason Exited Special Education value entered.

See the Reason Exited Special Education data elements page:

<https://dpi.wi.gov/wise/data-elements/reason-exited>



English Language Learners

Data elements collected include:

- Language Instruction Begin & End Dates
- Language Instruction Assessment Year
- Language Instruction Monitoring Year (not required for learners with EL codes 1-5)
- Language Instruction Services
- Language Instruction Primary Service
- English Language Proficiency (ELP) code based on the prior year's ACCESS assessment (NOTE: the ELP code used for reporting is the one submitted as part of the student education organization association (SEOA))

English Language Learners

Language Instruction

| | ProgramName | ProgramType | BeginDate | EndDate | District / Agency | SubmittingSchool | Create Date | Last Modified Date |
|---|--------------------------------|--------------------------------|------------|------------|--|--|-------------------------|--------------------------|
| ▼ | Language Instruction Education | Language Instruction Education | 09/01/2021 | 05/27/2022 |  District |  El | 9/7/2021 11:28:12 PM | 9/10/2021 11:06:08 PM |

Language Instruction Program Assessments

Assessment Year: 2021

Monitored Status:

Proficiency Level: ELL/LEP Intermediate. (WIDA label: Developing)

Language Instruction Program Services

PrimaryIndicator: True

Language Program Service: Bilingual Program type - Dual Language Immersion

Create Date: 9/7/2021 11:28:12 PM

Last Modified Date: 9/10/2021 11:06:08 PM

 [Student Language Instruction Education Program Ed-Fi API View](#)

English Language Learners

Demographics

Create Date: 9/3/2021 4:11:12 PM

Last Modified Date: 9/7/2021 11:28:12 PM

| Data Element | WISEdata | WISEid |
|---|----------|--------|
| <i>WISEdata & WISEid data element compare related to L2 Validations</i> | | |
| WISEid | | |
| First Name* | | |
| Middle Name* | | |
| Last Name* | | |
| Suffix* | | |
| Birth Date | | |

| Data Element | Value |
|---|-----------|
| <i>WISEdata data element values only (WISEid system values not presented)</i> | |
| Birth City | |
| Birth State | |
| Birth Country | Guatemala |
| Multiple Birth Status | Not Set |

| Data Element | Value |
|---|-----------------|
| <i>WISEdata data element values only (WISEid system values not presented)</i> | |
| ACCESS for ELLs** | 3.0 |
| DateEnteredUs | |
| Visas | |
| WISEid Gender | Male |
| WISEid Race | Hispanic/Latino |

* Middle name is displayed when present but it isn't used in the L2 WISEdata/WISEid name compare validation

**Overall Composite Proficiency Level Score (Prior Year)

English Language Learners

Demographics - School Level

School Year: 2022

| District / Agency | School | Gender | DPI Race/Ethnicity | DPI Reporting Disability | DPI Economic Disadvantaged |
|-------------------|--------|--------|--------------------|--------------------------|----------------------------|
| District | El | Male | H W | N | F |

| | | | |
|--|---|---|--|
| SIS Login ID: | Local Person ID: <ul style="list-style-type: none"> | Resident District: | Student Email: <ul style="list-style-type: none"> |
| HispanicLatinoEthnicity: True | StudentRaces: <ul style="list-style-type: none">White | StudentLanguages: <ul style="list-style-type: none">Spanish; Castilian : Native language | LimitedEnglishProficiencyDescriptor: 3 - ELL/LEP Intermediate. |
| StudentDisabilities: | StudentCharacteristics: <ul style="list-style-type: none">Economically Disadvantaged | Ancestry/Ethnic Origins: <ul style="list-style-type: none">Hispanic/Latino - Guatemalan | TribalAffiliations: |
| Create Date: 9/7/2021 11:28:09 PM | Last Modified Date: 9/9/2021 11:06:46 PM | | |

SEOA (student education organization association)

Warning 6781

- **SHORT TEXT:** The submitted SEOA ELP Code of 7 indicates the student was never an EL, but the student took the ACCESS for ELLs test in the immediately prior school year.
- **LONG TEXT:** The submitted SEOA ELP Code of 7 indicates the student was never an EL, but the student took the ACCESS for ELLs test in the immediately prior school year. The test may have been administered in another district, local educational agency, or Choice school. There are rare instances where the ACCESS for ELLs was administered to students who are not and never were ELs. If you have confirmed that occurred in this instance, then acknowledge the warning. This requires the district to keep local records of the mis-classification or re-classification. If you acknowledge this warning, be sure to have this information on file. Otherwise, correct the student's SEOA ELP Code in your SIS.

Warning 6781

Warning 6781 will throw when:

- The SEOA Current Year ELP code is 7
- AND a prior year ACCESS score exists
- AND the student is currently in grades KG-12 (PK, K3, & K4 are excluded)

Because there is an ACCESS score from a previous school year the system does not expect an ELP code of 7 to be submitted.

Warning 6781

Hints:

- View the prior year's ACCESS score on the WISEdata student detail Demographics tab, or use the WISEdash For Districts student profile
- The ELP code submitted should be equal to the ACCESS score, dropping the decimals (ex: ACCESS score 3.2 = ELP code 3)
- If a parent refuses ELL services for their child submit "No ESL - No ESL program available" as the language program service, but still enter the appropriate ELP code

Error 6777

- **SHORT TEXT:** The SEOA ELP Code does not align to the ACCESS for ELLs Overall Composite Proficiency Level from the immediately prior school year. The Overall Composite Proficiency Level is between 1.0 and 4.4, but the ELP Code does not equal the digit to the left of the decimal of the Overall Composite Proficiency Level.
- **LONG TEXT:** The SEOA ELP Code does not align to the ACCESS for ELLs Overall Composite Proficiency Level from the immediately prior school year. The Overall Composite Proficiency Level is between 1.0 and 4.4, but the ELP Code does not equal the digit to the left of the decimal of the Overall Composite Proficiency Level. The Overall Composite Proficiency Level is determined by the prior year administration of the DPI-approved ACCESS for ELLs test, regardless of which district, local educational agency, or Choice school in which the test was administered. Correct the ELP Code in your SIS to match the truncated ACCESS for ELLs Overall Composite Proficiency Level from the immediately prior school year.

Error 6777

Hints:

- View the prior year's ACCESS score on the WISEdata student detail Demographics tab, or use the WISEdash For Districts student profile
- The ELP code submitted should be equal to the ACCESS score, dropping the decimals (ex: ACCESS score 3.2 = ELP code 3)
- Make sure that the Assessment Year on the student detail Language Instruction tab is correct
- Remember that the ELP code used for reporting is submitted on the student education organization association (SEOA) ("Demographics- School Level")

Error 6777

Demographics

Create Date: 8/18/2021 4:53:08 PM

Last Modified Date: 9/7/2021 4:32:49 PM

| Data Element | WISEdata | WISEid |
|---|----------|--------|
| <i>WISEdata & WISEid data element compare related to L2 Validations</i> | | |
| WISEid | | |
| First Name* | | |
| Middle Name* | | |
| Last Name* | | |
| Suffix* | | |
| Birth Date | | |


| Data Element | Value |
|---|-------|
| <i>WISEdata data element values only (WISEid system values not presented)</i> | |
| Birth City | |
| Birth State | |
| Birth Country | |
| Multiple Birth Status | False |

| Data Element | Value |
|---|---------------------------|
| <i>WISEdata data element values only (WISEid system values not presented)</i> | |
| ACCESS for ELLs** | 4.2 |
| DateEnteredUs | |
| Visas | |
| WISEid Gender | Female |
| WISEid Race | Black or African American |

Error 6777

School Year: 2022

Demographics - School Level

| District / Agency | School | Gender | DPI Race/Ethnicity | DPI Reporting Disability | DPI Economic Disadvantaged |
|---|--------|--------|--------------------|--------------------------|----------------------------|
|  District | Hi | Female | B | N | N |


Validation Messages

- Error 6777** - The SEOA ELP Code does not align to the ACCESS for ELLs Overall Composite Proficiency Level from the immediately prior school year. The Overall Composite Proficiency Level is between 1.0 and 4.4, but the ELP Code does not equal the digit to the left of the decimal of the Overall Composite Proficiency Level.

SIS Login ID: 

Local Person ID: 

Resident District: 

Student Email: 

HispanicLatinoEthnicity: False

StudentRaces:

- Black - African American

StudentLangauges:

- Arabic : Native language

LimitedEnglishProficiencyDescriptor: 2 - ELL/LEP Beginning Production.

StudentDisabilities:

StudentCharacteristics:

- Not Economically Disadvantaged

Ancestry/Ethnic Origins:

- Black - Other

TribalAffiliations:

Create Date: 2/23/2022 10:20:39 AM


Last Modified Date: 2/23/2022 10:20:39 AM

Error 6868

- **SHORT TEXT:** Services missing from sLIPA for a student with ELP Code 1-5
- **LONG TEXT:** Services missing from sLIPA for a student with ELP Code 1-5. To fix the error, verify if students should have an ELP Code of 1-5. If not, correct the Proficiency Descriptor on the sLIPA and the Limited English Proficiency Descriptor on the SEOA. If students really do have an ELP Code of 1-5, submit the LIEP for the student. If the student's parents/guardians have denied EL services, then send the LIEP services as 'No ESL Program Available'.

Error 6868

Language Instruction

| | ProgramName | ProgramType | BeginDate | EndDate | District / Agency | SubmittingSchool | Create Date | Last Modified Date |
|---|--------------------------------|--------------------------------|------------|---------|--------------------------|------------------|--------------------------|--------------------------|
| ▼  | Language Instruction Education | Language Instruction Education | 03/07/2022 | | District | Hi | 2/23/2022 10:20:40 AM | 2/23/2022 10:20:40 AM |

Validation Messages

-  **Error 6868**  - Services missing from sLIPA for a student with ELP Code 1-5 

Language Instruction Program Assessments

Assessment Year: 2021

Monitored Status:

Proficiency Level: ELL/LEP Beginning Production. (WIDA label: Beginning)

Language Instruction Program Services

Create Date: 2/23/2022 10:20:40 AM

Last Modified Date: 2/23/2022 10:20:40 AM

Error 6868

Hints:

- Error 6868 throws when there is no Language Instruction Education Program submitted and the student has an ELP code of 1-5.
- Is the submitted ELP code correct? If not, change it.
- If the ELP code is correct then send the correct Language Instruction Education Program value to WISEdata.
- Consult the data elements page for more info:
<https://dpi.wi.gov/wise/data-elements/slipa-service>

Error 6868

Language Instruction Services:

| ID | Code Value | Program Type |
|-------|------------|--|
| 13342 | BDD | Bilingual - Dual Language Immersion |
| 13343 | BDT | Bilingual - Developmental or Late - Transitional Bilingual Program |
| 13344 | BT | Bilingual - Transitional Bilingual Education |
| 13345 | BH | Bilingual - Heritage Language Program or Indigenous Language Program |
| 13346 | ESL-CB | ESL/Bilingual - Content-Based ESL-Bilingual |
| 13347 | ESL-S | ESL - Sheltered Instruction |
| 13348 | ESL-I | ESL - Integrated or Co-Teaching Models |
| 13349 | NO-ESL | ESL - No ESL Program Available |
| 13350 | EN | ESL/Bilingual - Newcomer-ESL |
| 13351 | ESL-NB | ESL/Bilingual - Newcomer-Bilingual |
| 13352 | ESL-IS | ESL/Bilingual - Integrated EL-Special Education |

Warning 6740

- **SHORT TEXT:** Student is submitted by your district with both an active IEP and Section 504 plan which overlap for some or all of the school year.
- **LONG TEXT:** Student is submitted by your district with both an active IEP and Section 504 plan which overlap for some or all of the school year. Typically a student would not have both a 504 plan and an IEP active at the same time.

Warning 6740

Other

Validation Messages

- Unacknowledged** **Warning 6740 Q** - Student is submitted by your district with both an active IEP and Section 504 plan which overlap for some or all of the school year. [Acknowledge](#)

| Program Type | Program Name | Begin Date | End Date | District / Agency | Submitting School | Create Date | Last Modified Date |
|-----------------------|-----------------------|------------|------------|-------------------|-------------------|-----------------------|----------------------|
| Section 504 Placement | Section 504 Placement | 03/31/2021 | 11/30/2021 | District | | 9/16/2021 12:32:27 PM | 12/8/2021 7:56:59 PM |

[Program Ed-Fi API View](#)

Special Education

| District / Agency | Submitting School | Begin Date | End Date | IEPBeginDate | IEPEndDate | Included in 3rd Fri Sept count | Included in Oct 1st Child Count |
|-------------------|-------------------|------------|----------|--------------|------------|--------------------------------|---------------------------------|
| District | | 08/15/2021 | | 06/21/2021 | 06/06/2022 | True | True |

[Special Education Ed-Fi API View](#)

Warning 6740

When we talk about “Section 504” we are actually referring to Section 504 of the Rehabilitation Act of 1973.

- Administered by the U. S. Department of Education, Office for Civil Rights
- DPI has no enforcement authority for issues arising under Section 504
- More info: <https://dpi.wi.gov/sped/topics/504> & <https://www2.ed.gov/about/offices/list/ocr/504faq.html>

If a student is eligible under IDEA, he or she must have an IEP. Under the Section 504 regulations, one way to meet Section 504 requirements for a free appropriate public education is to implement an IEP.

Helpful Tips

1. **How urgent is this issue?** Write down your contact information and relative priority of the issue against other outstanding requests.
2. **Where did the error occur?** Provide the URL and the browser you were on when you experienced this issue.
3. **What did you expect to happen?** Provide details on what you expected to happen versus what actually happened. Break each error into a separate paragraph.
4. **Did you attempt to fix the problem?** If you attempted to troubleshoot, provide the steps you took and their results.
5. **What did it look like on your screen?** Provide documentation, details, and screenshots when possible. If you want to be truly amazing, take a video screencast of the process causing the error.

Getting Help

WISE Help Ticket for WISEdata Questions

<https://dpi.wi.gov/wisedata/help/request>

E-Learning & Certification

[WISE Classroom E-Learnings](#)

WISE User Basics

WISE Overview, WISE Security, Data Submission Process, Data Flow, Resources, *Certification Quiz

WISEid

WISEid Overview & Person Menu, WISEid File Tasks Menu, WISEid Reports *Certification Quiz

WISEdata

WISEdata Overview, WISEdata Exports, Validations, Roster, Career Education, Discipline, *Certification Quiz

WISEdata: Understanding Economically Disadvantaged Status Data Reporting

Economically Disadvantaged Status Data, Obtaining Economically Disadvantaged Status Data, Review in WISEdata Portal, Review in WISEdash for Districts, *Certification Quiz

Helpful Resources

[WISEdata Help](#): links to WISE help pages and useful resources

[Data Elements](#): list of links to all WISEdata data elements and their descriptions, uses, and codes

[Knowledge Base articles](#): useful articles on validations and other related topics

[Info for Schools](#): basics of getting started with WISEid

[Google+ Community](#): WISEdata community to view and post questions and comments to fellow users

[WISEdata Events Calendar](#): View deadlines, trainings, webinars, etc.

Giving Feedback

Within most DPI applications you can provide feedback directly, enter a new suggestion, and vote on suggestions made by other people.

WISEdata Portal feedback

NEW!

Do you have an idea for a change or addition to WISEdash?

We want to hear about it. [Please click here.](#)

WISEdata

THANK YOU!