

WISEdash Navigation Intermediate

Curtis Maples

WISEdash Developer

March 9-10, 2023



WISCONSIN DEPARTMENT OF
Public Instruction
Jill K. Underly, PhD, State Superintendent

Agenda

- **Snapshots and Snapshot Dashboards**
- **Data Flow, Sourcing and Load Schedule**
- **Advanced Analysis**
 - Cohort Trends
 - Achievement Gap
- **Managing Cohorts**

What's a Snapshot

- **Reliable -Static- Results** - As we report a school year's enrollments, attendance, graduation rates, dropouts, discipline, demographics we need that data to remain "Static" so that we can reproduce results and rely on those results over time.
- **Copied from Data Flow** - To create a "static" or "certified" version of data we copy (or snapshot) data that flows into WISEdash on given snapshot dates.
- **Snapshot Definition** - The set of current data that is frozen at a given time is referred to as a "snapshot" and forms the basis of this "static" or "certified" data used for reporting.

Snapshot Process

- **Dates Communicated**- Typically 2 snapshot dates are chosen and communicated to districts every school year
 - WISEdata Spring Demographic Snapshot (May-June)
 - WISEdata Student Snapshot (December)
- **Districts Monitor Data** - Using the Snapshot Dashboards as a tool, districts monitor their district level data as the snapshot approaches to make sure it is complete and accurate.
- **DPI High Level Monitoring** - DPI also monitors the data as a snapshot approaches using data quality reports to determine the state of the data at a high-level (i.e. are all districts reporting).
- **Snapshot Taken** - Just before the snapshot, new data flowing through the system is stopped. Data in process is posted and snapshot is taken by copying select tables.

Snapshot -> Snapshot Dashboard

External Snapshot Reference	Internal Snapshot	Snapshot Dashboard
WISEdata Spring Demographic Snapshot	ASMT (Spring Current Year)	Spring Demographics
WISEdata Student Snapshot	CDCC (Current Year)	TFS Count Date Oct 1 Child Count
	YEA (Prior Year)	Attendance Discipline
	YEC (Prior Year)	YE Completion
	YER (Prior Year)	Career Education Perkins



Snapshots

Snapshots

Resources

Open Help Ticket

TFS Count Date

Oct 1 Child Count

Spring Demographics

Attendance

Discipline

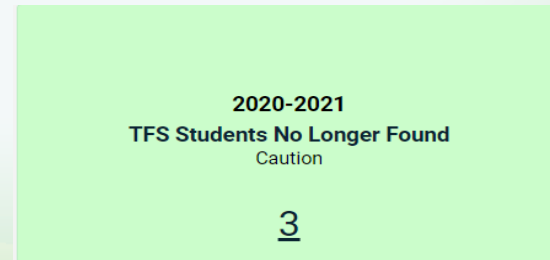
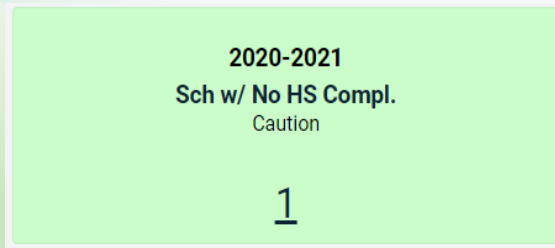
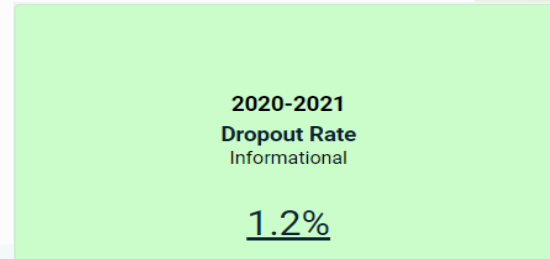
YE Completion

Career Education and Coursework ▾

Perkins

Components of Snapshot Dashboards

- **Data Quality Indicators** - Single boxes with numbers at the top of each dashboard that shows potential anomalies in the data that users should review to determine a problem



Components of Snapshot Dashboards

Dynamic Crosstabs

Compare Current Data With Past -> Snapshot Data

2021-2022 TFS Enrollment Crosstab - Current View

Configuration Default Save Delete Function Sum Measure

Available data: TFS SPED, TFS Disability, EL, Econ, Econ Code, Grade, Homeless

Columns: Gender

Rows: Count Incl TFS

COUNT INCL TFS	GENDER		Totals
	Female	Male	
No			
Yes			
Totals			

2020-2021 (12-14-2020) TFS Enrollment Crosstab - Snapshot View

Configuration Default Save Delete Function Sum Measure Count of

Available data: TFS SPED, TFS Disability, EL, Econ, Econ Code, Grade, Homeless, Immigrant Status

Columns: Gender

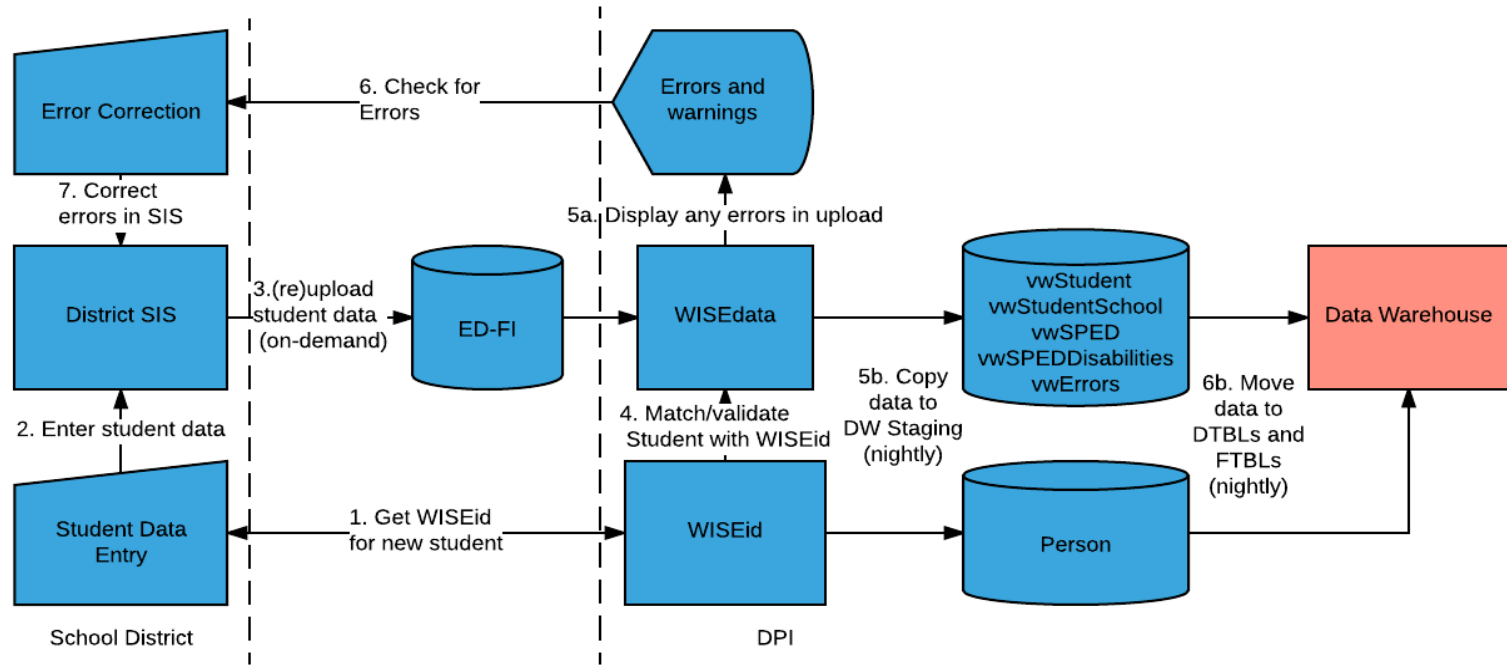
Rows: Count inclusion TFS

COUNT INCLUSION TFS	GENDER		Totals
	Female	Male	
Yes			
Totals			

WISEdash Data Sources

- **WISEdata**
 - Enrollments/Attendance/Absences
 - Student Demographics and Special Education (IEP)
 - Coursework & Career Education
 - Grad Requirements
- **Vendor**
 - Local Assessments - PALS, MAP, Star
 - Statewide Assessments - Aspire, ACCESS, DLM, ACT, AP Exams, Forward
 - Other - Postsecondary, FAFSA
- **Derived**
 - Dropouts
 - Graduation Rates
 - Achievement Gap
 - DEWS/CCREWS
 - Growth

WISEdash Data Sources-WISEdata



Data Load Schedule



Welcome to WISEdash for Districts!

[Resources](#)

[Open Help Ticket](#)

Data Load Schedule

The table provided below gives information on when we expect the data for each subject area to be updated in the data warehouse and available in WISEdash.

SUBJECT AREA	UPDATE FREQUENCY	DATA SOURCE	AVAILABLE YEARS	UPDATE SCHED...	COMMENTS
Absenteeism	Nightly	WISEdata	2005-06 to 2021-22	Ongoing	
ACCESS	Annually	Data Recognition Corporation	2006-07 to 2020-21	3rd Quarter	
ACT Aspire	Annually	ACT/Pearson	2014-15 to 2020-21	3rd Quarter	2019-20 results are unavailable due to the assessment not being administered during the pandemic.
ACT Graduates	Annually	ACT	2007-08 to 2020-21	4th Quarter	
ACT Statewide	Annually	ACT	2014-15 to 2020-21	3rd Quarter	
ACT WorkKeys	Annually	ACT	2014-15 to 2018-19	3rd Quarter	
AP	Annually	College Board	2006-07 to 2020-21	4th Quarter	
Attendance	Nightly	WISEdata (2016-17 and later), ISES YE (2015-16...	2005-06 to 2021-22	Ongoing	
Badger	--	Badger	2014-15 to 2014-15	--	

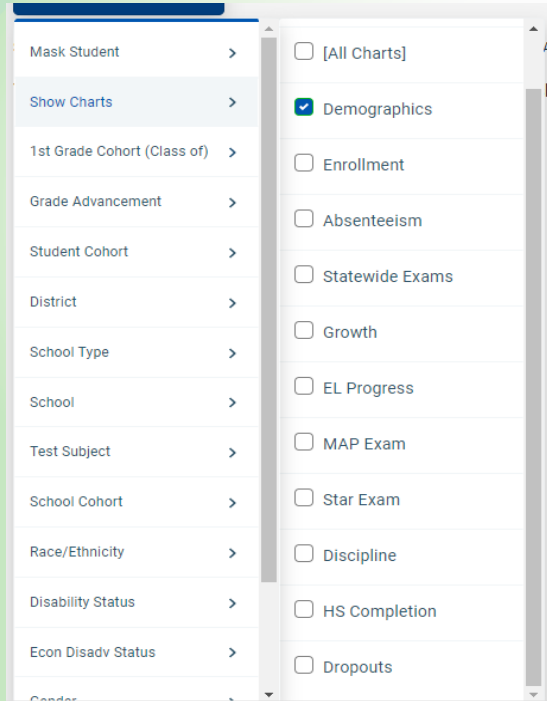
Cohort Trends

- **Trend in Same Student Group**
- All other trend metrics in WISEdash measure a different set of students every year. Only Cohort Trends displays metrics on the SAME set of students throughout the student's career
- **Look at Variables Other Than the Set of Students**-Educators can better track performance of groups of students over time to identify issues and problem areas.
- **Cohort Growth** - Evaluating growth without student variability

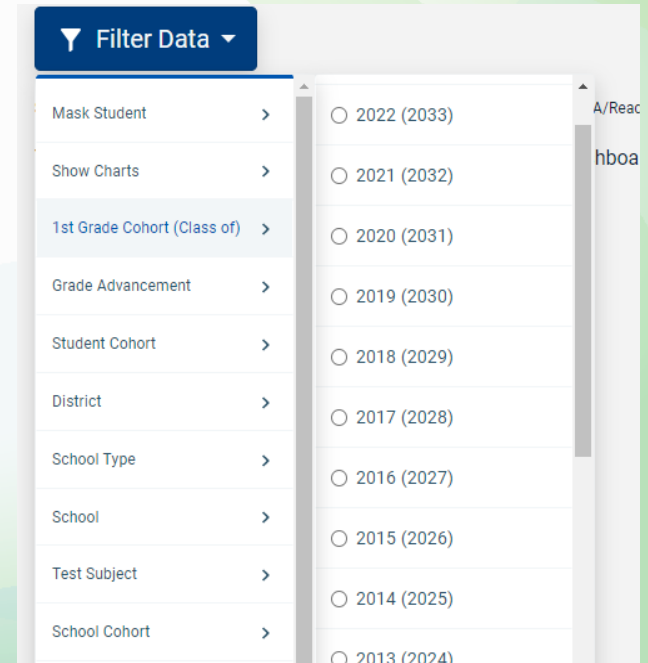
The screenshot displays the WISEdash dashboard interface. At the top, there is a navigation bar with the WISEdash logo on the left and several menu items: 'Achievement Gap', 'Cohort Trends', 'Finance', 'Resources', and 'Open Help Ticket'. The 'Cohort Trends' menu item is circled in red. Below the navigation bar, a dropdown menu is open, listing various options: 'Welcome', 'Topics', 'Advanced Analysis', 'Early Warning', 'Snapshots', 'Tools', 'Administrator', and 'Development Tools'. The 'Advanced Analysis' option is also circled in red. The main content area of the dashboard is partially visible, showing a filter section with 'Typical' and 'ELA/Reading' filters, and a text snippet that reads 'following filters before the dashboard can be displayed: 1st Grade Cohort (Clas'.

Cohort Trends

- You pick the measures you want to see as a filter



- You pick the 1st grade cohort you want to track

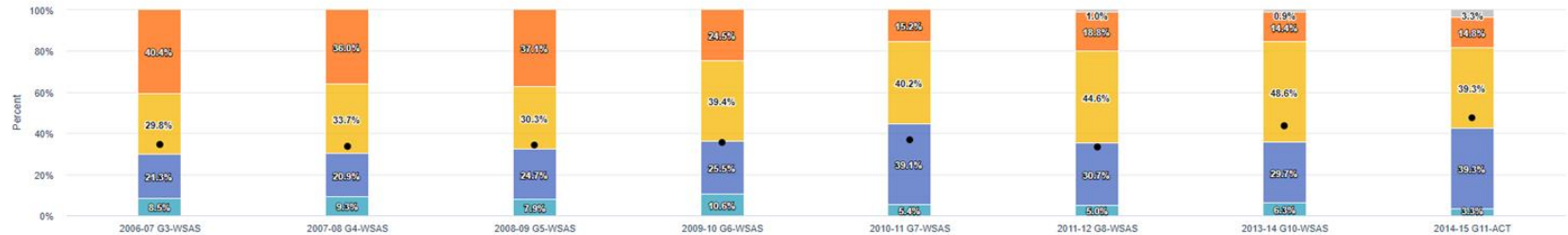


Cohort Trends-Sample Graphs

Performance Categories - ELA/Reading with Statewide (Cohort Trend)

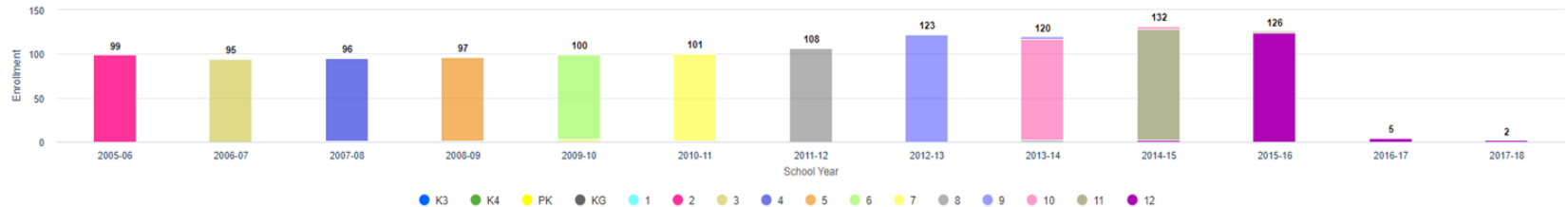
This chart shows a composite picture of the academic performance of this 1st grade cohort across the years. Statewide assessments that can be included in this chart are WSAS/WKCE, Badger, Forward, Aspire and the ACT. If the Grade Advancement filter is set to Typical, then only one exam type is displayed for each year. Any other value can result in multiple exam types being included in a year. The black dot identifies the statewide average percent of student achieving either Advanced or Proficient on the exam for students with typical grade advancement, regardless of the choice for the Grade Advancement filter.

Black dot indicates statewide percent Advanced + Proficient for typical grade advancement



Enrollment (Cohort Trend)

This chart displays the count by school year and grade level for all students in the selected 1st grade cohort that were enrolled in the selected district/school at any time during that school year.



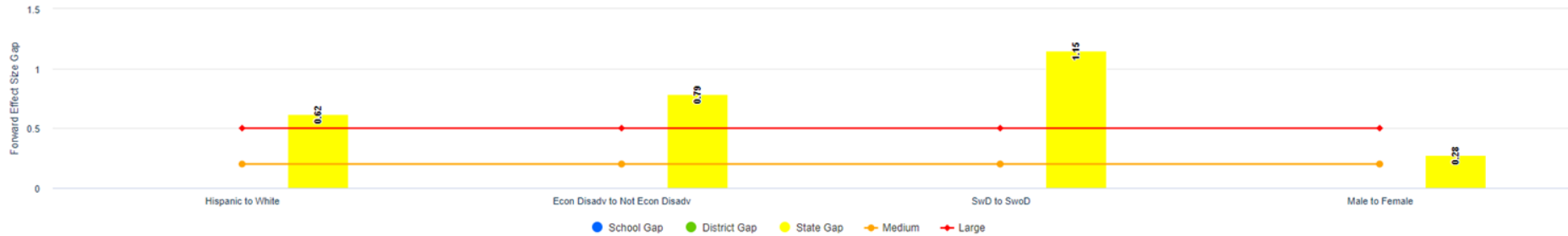
Achievement Gap

- Also under Advanced Analysis like Cohort Trends
- Displays gaps across disaggregations by Single Year or Yearly Trends
- Shows gaps in
 - Forward Assessment Performance
 - ACT Assessment Performance
 - Attendance Rates
 - Graduation Rates

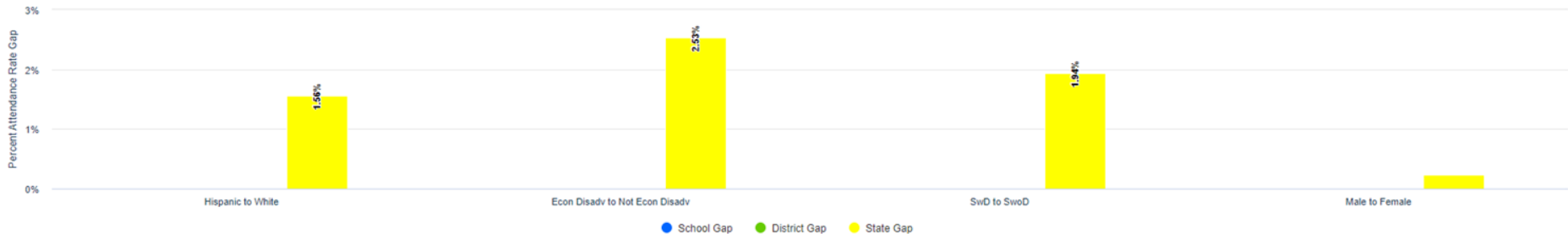
Achievement Gap - Single Year Samples



2018-19 Achievement Gap in Forward ELA Effect Size for Grade 5

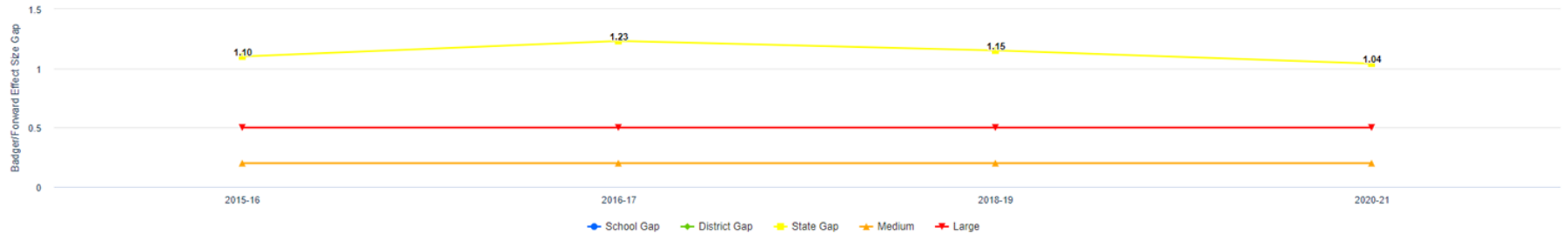


2018-19 Percent Gap in Attendance Rate for Grade 5

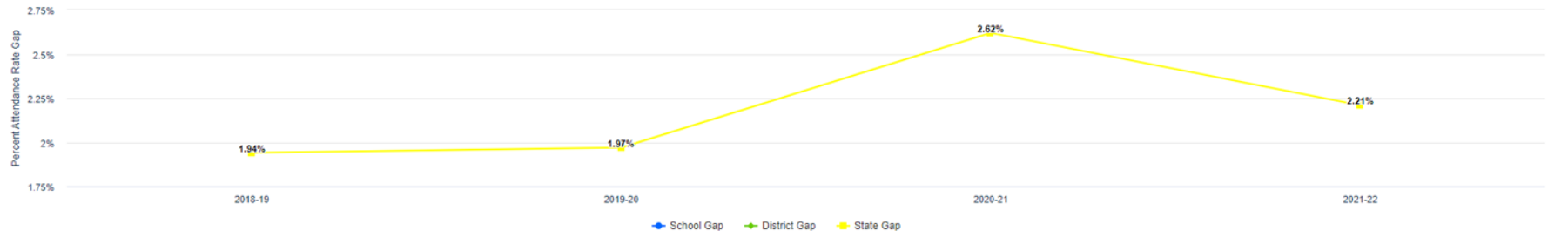


Achievement Gap - Trend Samples

Achievement Gap in Forward ELA Effect Size for Grade 5 by Year - SwD to SwD



Percent Gap in Attendance Rate for Grade 5 by Year - SwD to SwD



Cohort/Group Management

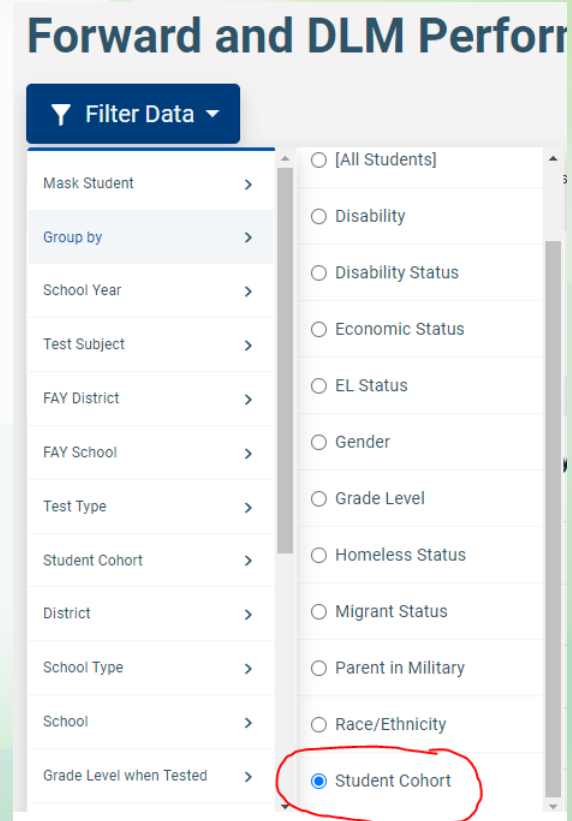
- **What is a Cohort in WISEdash** - a stored grouping of students (or schools) that can be stored in WISEdash to show student results by this group
- **Where to build a cohort**- Student-level cohorts are often built by choosing the checkbox in the student level detail screen and then “Add to Group”
- See [Group Management Guide](#) for more information

The screenshot illustrates the process of adding a student to a cohort in WISEdash. It features three overlapping windows:


- Top Window (Student Detail):** Shows a table of student records. The 'Actions' dropdown menu is open, with 'Add To Group' highlighted by a red circle. Other options include 'Manage Groups' and 'limit of 10'. The table columns include 'NAME' and 'WISEID', with some values masked as '--masked--'. Checkboxes are visible next to the student icons.
- Right Window (Add to Group):** A modal dialog titled 'Add to Group' with a close button (X). It contains a text input field with the value 'My Cohort Group'. Below the input, it says 'or [Select Existing Group](#)'. At the bottom right, there are 'Cancel' and 'Save' buttons.
- Bottom Window (Filter Data):** A 'Filter Data' dropdown menu is open, showing a list of filter categories: 'Mask Student', 'Group by', 'School Year', 'Test Subject', 'FAY District', 'FAY School', 'Test Type', and 'Student Cohort'. Each item has a right-pointing arrow. A search bar is at the top of this menu.

Cohort/Group Management

- **Choose a Tailored Group** - Allows users to see results for a tailored group of students that are not otherwise addressed by filters
- **View Results by Tailored Group** - Such groups allow the user to analyze various metrics across dashboards and over time
- **Targeted Student Improvement** - Becomes valuable in student improvement or in analyzing school policy changes
- **Custom Group By** - If you don't see a filter or a group by that encompasses your set of students, **WHY NOT** create a custom student cohort?






Sharing Cohorts



Group Management

+ Add New

NAME ▾	TYPE	END DATE ▾	LAST MODIFIED	VISIBILITY	STATUS	ACTIONS
<input type="text" value="moder"/>	<input type="text"/>	<input type="text" value="03/10/2020"/>	<input type="text"/>	<input type="text"/>	<input type="text"/>	  
Moderate to High DEWS	Students (Manual)	2020-08-12	7 days ago by Curtis D. Maples	Private	Active	

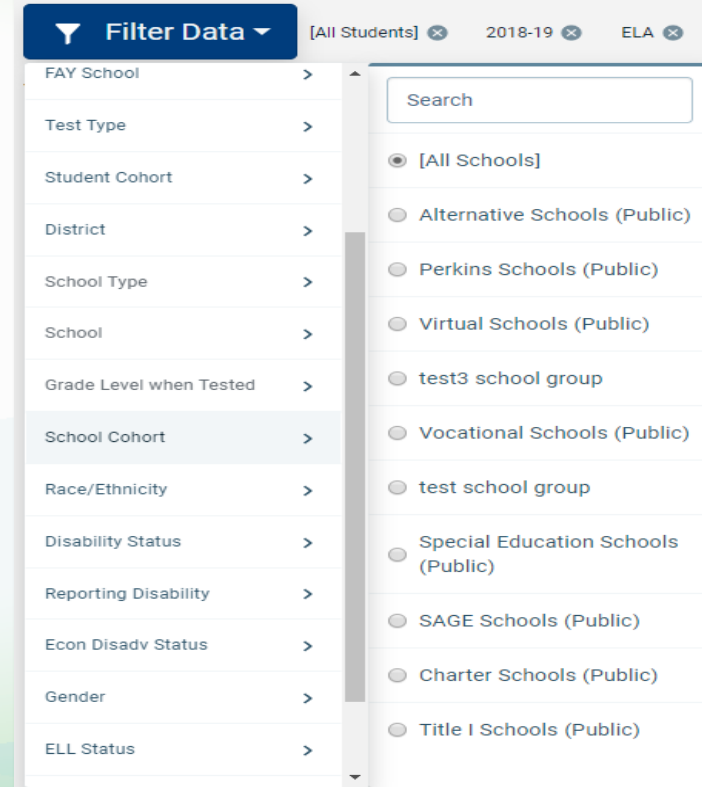
Share Group with Users

3 users matching criteria.

USER NAME	FULL NAME	EMAIL	PERMISSION
<input type="text"/>	<input type="text"/>	<input type="text"/>	<input type="text" value="Read-only"/>
DELAPJC	John C. DeLap	John.DeLap@dpi.wi.gov	Read-only
PERRYJS	Jeffery S. Perry	Jeffery.Perry@dpi.wi.gov	Collaborative
STRAWMM	Melissa M. Straw	Melissa.Straw@dpi.wi.gov	None

Predefined School Cohorts

- Predefined school types that you can choose from any WISEdash for Districts Menu
- When chosen, will only show results for all students in the chosen school type in your district/school list
- All other filters are still active when using this filter



The screenshot displays the 'Filter Data' interface in WISEdash for Districts. The 'Filter Data' dropdown is open, showing a list of filter categories on the left and a search panel on the right. The search panel is currently open, showing a search bar and a list of predefined school cohorts. The cohorts listed are:

- [All Schools]
- Alternative Schools (Public)
- Perkins Schools (Public)
- Virtual Schools (Public)
- test3 school group
- Vocational Schools (Public)
- test school group
- Special Education Schools (Public)
- SAGE Schools (Public)
- Charter Schools (Public)
- Title I Schools (Public)

The filter categories on the left include: FAY School, Test Type, Student Cohort, District, School Type, School, Grade Level when Tested, School Cohort (highlighted), Race/Ethnicity, Disability Status, Reporting Disability, Econ Disadv Status, Gender, and ELL Status. The top of the interface shows active filters: [All Students], 2018-19, and ELA.

Predefined School Cohorts

- It is possible to create a School Cohort in a similar manner as a Student Cohort
- Find -in WISEdash- where a school listing exists - with check boxes- instead of a student list
- Two obvious places
 - School Listing (Tools -> Schools -> School List)
 - Achievement Gap detail

Questions

???