

Student Data from SIS to Report Card

**Britt Mueller – CST WISE
Relationship Manager**

**Emily Colo – OEA Educational
Consultant, Data Analysis and
Reporting**

March 9 & 10, 2023



WISCONSIN DEPARTMENT OF
Public Instruction
Jill K. Underly, PhD, State Superintendent


Agenda

- Data Flow
- Vendor Resources
- Enrollment
- TFS (Third Friday of September) Count Inclusion
- Economic Disadvantaged Status
- Graduates


Data Flow



Vendor Resources

- Infinite Campus
 - Skyward
 - PowerSchool, MBA
 - JMC
- 

Enrollment – Infinite Campus

- [Enrollments | Infinite Campus](#) – General enrollment information for all states
 - [Enrollments \(Wisconsin\) | Infinite Campus](#) – Wisconsin specific enrollment information
- 

Enrollment - Skyward

Enrollment record: Student Management > Students > Student Profile > Entry/With

- Ent-With to begin an enrollment
- Status Change to end one enrollment and begin a new one with different information
- Withdraw to end an enrollment
- Edit to update an enrollment
- Delete to remove an enrollment

Enrollment – PowerSchool, MBA

Enrollment

Current Enrollment > Entry Date > Edit Entry & Exit Dates as needed

Current Enrollment records are tied to the WISEdata Student Information page and WISEdata reporting fields

Previous Enrollment > Entry Date > Edit Entry & Exit Dates as needed

If receiving errors for a previous school year the WISEdata reporting fields must be edited through the Previous enrollment record

To edit a student's enrollment record follow the pathway below;

Start Page > Search for student > Transfer Info > Entry Date

Transfer Information

Ackley, Tristian Kacie  0 39753 EL 11

Current Enrollment

Entry Date / Code	Exit Date / Code	Grade	Entry Comment	Exit Comment	School
01/17/2023 E7	06/10/2023	0			PowerSchool_Eleven_-_2_5

Previous Enrollments

Entry Date / Code	Exit Date / Code	Grade	Entry Comment	Exit Comment	School
09/01/2020 PR	01/16/2021	0	Promote Same School		PowerSchool_Eleven_-_2_5
09/03/2019 E1	06/05/2020 PR	-1		Promote Same School	PowerSchool_Eleven_-_2_5

Note: This screen may not be used to transfer a student in or out of school. Click on Functions to find links to those operations.

Entry Date	<input type="text" value="01/17/2023"/>
Entry Code	<input type="text" value="Home School (E7)"/>
Entry Comment (entry & exit)	<input type="text"/>
Exit Date	<input type="text" value="06/10/2023"/>

Enrollment - JMC

We prefer that changes in enrollment be handled via Drop, Add, and Re-enter options

Attendance > Student > Add Student (only necessary if a student enrolls after day 1)

Attendance > Student > Drop Student

Attendance > Student > Re-enter Student (subsequent enrollment in the same school year)

At a later time, if minor corrections need to be made to enrollment records:

View Student Data - Enrollment tab

There are articles for these pages/processes in our in-app documentation

Enrollment – WISEdata Portal

Enrollments

Enroll Date	Exit Date	District / Agency	School	PrimarySchool	Enrollment Type	Grade Level	Included in 3rd Fri Sept count	Included in Oct 1st Child Count	Overlapping Enrollment
09/01/2022				True	Primary	KG	True	True	Not Set

General

Grade Level: KG **Actual Attendance:** 80.5 **Possible Attendance:** 86.0
Effective Begin Date: 09/01/2022 **Effective End Date:** 06/30/2023
Create Date: 9/15/2022 3:13:52 PM **Last Modified Date:** 1/26/2023 8:38:16 AM

Exit

CompletedSchoolTerm/TermCompletionIndicator: False **Exit Type:** **Repeat Grade Indicator:** False
Expected Transfer District/Agency: **Expected Transfer School:** **Expected Transfer Response:**

Enrollment – WISEdata Portal

Enrollments

Enroll Date	Exit Date	District / Agency	School	PrimarySchool	Enrollment Type	Grade Level	Included in 3rd Fri Sept count	Included in Oct 1st Child Count	Overlapping Enrollment
02/22/2023				True	Primary	02	Not Set	Not Set	True
09/01/2022				True	Primary	02	True	False	True

Validation Messages

- **Error 6469** - Enrollment overlap occurred. Review required

General

Grade Level: 02

Actual Attendance: 84.0

Possible Attendance: 86.0

Effective Begin Date: 09/01/2022

Effective End Date: 02/21/2023

Create Date: 9/15/2022 3:13:50 PM

Last Modified Date: 1/26/2023 8:38:18 AM

Exit

CompletedSchoolTerm/TermCompletionIndicator: False

Exit Type:

Repeat Grade Indicator: False

Expected Transfer District/Agency:

Expected Transfer School:

Expected Transfer Response:

Effective End Date is the system reporting an end date for your record based on additionally submitted records

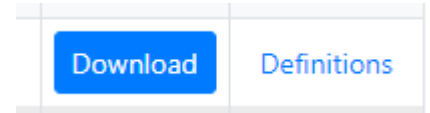
Enrollment – WISEdata Portal

Exports > Mass Enrollment > column M vs Q

SSA Exit Date – what the LEA reports as the student’s enrollment record exit date

DPI SSA Effective Dates – what the system overwrites as the exit date based on additional overlapping enrollment records submitted

L	M	N	O	P	Q
SSA Entry Da	SSA Exit Date			DPI SSA	DPI SSA Effective End Da
9/1/2022		Pri #		9/1/2022	2/21/2023
9/1/2022		Pri #		9/1/2022	6/30/2023
9/1/2022		Pri #		9/1/2022	6/30/2023
9/1/2022		Pri #		9/1/2022	
9/1/2022		Pri #		9/1/2022	



DPI SSA Effective Begin Date This is a DPI calculated field. When enrollment dates are submitted to WISEdata sometimes there could be overlap between primary enrollments or overlap between primary and secondary enrollment within a school or enrollments could be totally encompassed or enrollment is invalid. In these cases DPI calculates the Effective begin and end dates for the enrollment. Effective begin date is always the SSA entry date.

DPI SSA Effective End Date This is a DPI calculated field. When enrollment dates are submitted to WISEdata there could be overlap between primary enrollments or overlap between primary and secondary enrollment within a school or enrollments could be totally encompassed or enrollment is invalid. In these cases DPI calculates the Effective begin and end dates for the enrollment. Effective end date is calculated based on the scenario.

- If DPI calculated effective end date is less than effective begin date then this record is thrown out for reporting.
- If DPI calculated effective end date is adjusted to day prior to next SSA entry date that means DPI is eliminating the overlap by adjusting the dates.

Enrollment – WISEdash for Districts

Student will report current enrollments, possibly last enrollment depending on what data is being captured.

Overlapping enrollments may impact count dates or year end reporting if not resolved prior to Snapshot.

FAY (Full Academic Year) is calculated in WISEdash

- students who have been enrolled in the same school or district for at least one complete school year

Enrollment – Report Card

Enrollment dates and length affect whether students are included in certain parts of the report card:

- Achievement and Growth: only full academic year (FAY) students are included. FAY defined as from TFS until time of testing.
- Chronic Absenteeism: only students enrolled for 90 days or more included. Note this does not have to be one continuous stretch of enrollment.

TFS – Infinite Campus

- [Wisconsin Ed-Fi Data v3.5 - Student School Association | Infinite Campus](#) – Go down to the Array section for Receiving Services for information on how we send this data.
- We do have overrides for TFS and Oct 1 on Enrollment, which can be found in the State Reporting Fields area in [Enrollments \(Wisconsin\) | Infinite Campus](#)

TFS - Skyward

Ed-Fi Configuration: Student Management > Federal/State Reporting > Ed-Fi > Setup > Configuration > New Ed-Fi Setup > highlight Ed-Fi Setup and expand arrow > Profile-Specific Setup > WI Count Dates > 3rd Fri (Sept)

3rd Friday (September) Overrides: Student Management > Students > Student Profile > Entry/With

- Exclude from 3rd Friday Sept Count
- 3rd Friday Count Date Override

Logic: Student has a WISEid and an enrollment in an Ed-Fi reportable school that overlaps the third Friday of September.

TFS – PowerSchool, MBA

TFS is published through the Enrollments & Demographics Category in the Data Exchange.

Public Schools - Start Page > Student Search > State/Province-WI > WISEdata Student Information > Count Date Status – 3rd Friday of September

Choice Schools - Start Page > Student Search > State/Province-WI > Choice Students > Count Date Status – 3rd Friday of September

Status	Description
P - Present	Student is present for and actively receiving educational services on the count date. Services are provided by district employees or a third party (not another district) under the direct supervision of the district. If a student attended for any part of the count date, they would be considered present.
A - Absent	Student is absent on count date itself yet actively receiving educational services on the count date. Services are provided by district employees or a third party (not another district) under the direct supervision of the district.
N – Not Receiving Services	Student is NOT actively receiving educational services from the school district.

Student Information for WISEdata

[Set WISEdata Defaults](#)

[Set Parent Placed Private Defaults](#)

WISEid from WISEid Student Information page

Address Collection Opt In
This entry is only needed when the District or School has opted in and an individual student has opted out for the purposes of address collection.

Coordinated Early Intervening Services

Count Date Status - 3rd Friday of September



TFS – PowerSchool, MBA

Third Friday of September

Schools/Districts can use the PI-1563 Validation Tool to quickly identify those students who were present or absent on the count date.

Select a student from the Start page > State/Province-WI > PI-1563 Validation Tool

Start Page > Student Selection > Wisconsin State Information > PI-1563 Validation PowerSchool_Three_9_12 22-23 Year

PI-1563 Validation Tool

Count Date: 9/16/2022

Present on Count Date	Grade Level	Program Schedule (KG and K4 Only)
Present	--Do Not Factor--	--Do Not Factor--
Resident	Non-Resident Reduction Status	Resident Reduction Status
--Do Not Factor--	--Do Not Factor--	--Do Not Factor--
Resident Addition Status	Special Ed Status	Age
--Do Not Factor--	--Do Not Factor--	--Do Not Factor--

[Submit](#)

TFS - JMC

Set the date for the school year:

Edit > Edit School Data

There is an article in our in-app documentation titled [Editing school data for Wisconsin start year state reporting](#)

TFS normally a calculated value, however there is an override option available at:

[View Student Data - Enrollment tab](#)

TFS – WISEdata Portal

Enrollments

Enroll Date	Exit Date	District / Agency	School	PrimarySchool	Enrollment Type	Grade Level	Included in 3rd Fri Sept count	Included in Oct 1st Child Count	Overlapping Enrollment
09/01/2022				True	Primary	KG	True	True	Not Set

General

Grade Level: KG **Actual Attendance:** 80.5 **Possible Attendance:** 86.0
Effective Begin Date: 09/01/2022 **Effective End Date:** 06/30/2023
Create Date: 9/15/2022 3:13:52 PM **Last Modified Date:** 1/26/2023 8:38:16 AM

Exit

CompletedSchoolTerm/TermCompletionIndicator: False **Exit Type:** **Repeat Grade Indicator:** False
Expected Transfer District/Agency: **Expected Transfer School:** **Expected Transfer Response:**

TFS – WISEdata Portal

Enrollments

	Enroll Date	Exit Date	District / Agency	School	PrimarySchool	Enrollment Type	Grade Level	Included in 3rd Fri Sept count	Included in Oct 1st Child Count	Overlapping Enrollment
▶	08/25/2022				True	Primary	12	True	False	True
▶	08/18/2022				True	Primary	11	False	False	True

Validation Messages

- **Error 6469** - Enrollment overlap occurred. Review required
- **Unacknowledged Warning 6769** - Enrollment exists for the student, but the student has 'Zero' student Section Associations. [Acknowledge](#)

General

Grade Level: 11 Actual Attendance: 16.0 Possible Attendance: 107.0
Effective Begin Date: 08/18/2022 Effective End Date: 08/24/2022
Create Date: 9/16/2022 2:24:18 PM Last Modified Date: 2/7/2023 7:15:58 PM

Exit

CompletedSchoolTerm/TermCompletionIndicator: False Exit Type: Repeat Grade Indicator: False
Expected Transfer District/Agency: Expected Transfer School: Expected Transfer Response:

Count Inclusion Third Friday September (Flag: False)

Determinants:

- ✓ Age on Count Date: 17
- ✓ SeoA Submitted: True
- ✓ TFS Receiving Services: A
- ⊗ Enrollment In Effect on TFS (09/16/2022): False
- ✓ Valid Grade: True

TFS – WISEdata Portal

Exports > Mass Enrollment > column AE and AF

DPI Count Inclusion – what the system calculates and reports as the inclusion value based on additional records submitted

AE	AF
DPI Count Inclusion For 3rd Fri Sept	DPI Count Inclusion For Oct 1
FALSE	FALSE

Download

Definitions

DPI Count
Inclusion For
3rd Fri Sept

Count Date Inclusion denotes whether a student is enrolled and receiving services to be eligible for credit on the count date. For a student to be included in the Third Friday of September Count, the student must be enrolled in the school on the count date and the student must be assigned to a valid grade for his or her school. Effective Dates will be used to determine enrollment in the case of overlapping records. The student must also be between ages 3-21 as of the count date. The student must also have been marked as Present or Absent for Receiving Services. WISEdata logic will also review inclusion based on parentally-placed private (PPP) calculations, whether or not the school provides the primary educational services, and whether or not the student's enrollment is active.

DPI Count
Inclusion For
Oct 1

Count Date Inclusion denotes whether a student is enrolled and receiving services to be eligible for credit on the count date. October 1 (public schools only): For the October 1 Child Count, the student must be receiving special education services under an active IEP or ISP, and the student must be assigned to a valid grade for his or her school to be included. The student's special education program association (sSEPA) record must also cover the count date. Effective Dates will be used to determine enrollment in the case of overlapping records. Additionally, the student must be between the ages of 3-21 on the count date and IDEA eligible.

TFS – WISEdash for Districts

2022-2023
Count Inclusion TFS = Yes
Informational

5,825

2022-2023 TFS Enrollment Crosstab - Current View

Configuration: Default | Function: Sum | Measure: Count of Students

Save **Delete**

Available data: TFS SPED, TFS Disability, EL, Econ

Columns: COUNT INCL TFS

Rows: Count Incl TFS

COUNT INCL TFS	Totals
No	10
<u>Yes</u>	5,825
Totals	5,835

TFS – Report Card

Students with TFS Count Inclusion = Yes included in enrollment number and demographic calculations displayed on the front page

Example Mid-Sized Elementary 1

Example Mid-Sized District

Report Card, 2021-22

Final secure report
Not for public release



OVERVIEW

School Details

Grades : KG-5

Enrollment : 450

Percent open enrollment : 9.1%

Econ Disadv Status – Infinite Campus

- [Wisconsin Ed-Fi Data v3.5 - Student Education Organization Associations | Infinite Campus](#) – Economic Disadvantaged information is found in Student Characteristics section
- [Wisconsin Ed-Fi Data v3.5 - Student School Food Service Program Associations | Infinite Campus](#)

Econ Disadv Status - Skyward

Regular Schools: The Economic Disadvantaged Student Characteristic in the SEOA is determined by the student's Lunch Code. Free/Reduced sends a descriptor code of ED. Paid, Adult, Other sends a descriptor code of Not ED.

CEP Schools: When a School Code is checked as CEP, all students get a Free Lunch Code, and send an SSFSPA with a status of Free. This is not always accurate to the student's actual Economic Status, however. To accurately report the ED/Not ED student characteristic in the SEOA, a Special Programs Economic Disadvantaged record can be created for all students who qualify for Free/Reduced meals. Ed-Fi will check to see if a student has a Special Programs Econ Disadvantaged record and then report ED in the SEOA if the student does. If there is no Special Program Econ Disadvantaged record, the student will report Not ED.

Student Management > Students > Student Profile > Special Programs > Econ Disadv

Econ Disadv Status – PowerSchool, MBA

Public Schools – Start Page select a student > State/Province – WI > WISEdata Student Information

Choice Schools – Start Page select a student > Choice Students

Publishes as part of a student's Enrollment & Demographic record in S_WI_STU_X.Economic_Status

WISEdata Elements	
Set Defaults	
Address Collection Opt In	<input type="checkbox"/> This entry is only needed when the District or School has opted in and an individual student has opted out for the purposes of address collection.
Choice School Program Participant	<input checked="" type="checkbox"/>
Count Date Status - 3rd Friday of September	A - Receiving Educational Services - Absent on Count Date
Count Date Status - 2nd Friday of January	
Economically Disadvantaged Status	Y - Is Economically Disadvantaged
Food Services Eligibility (Lunch Status from Lunch page)	F - Free Lunch

When resolving WISEdata errors for the previous school year the Economically Disadvantaged Status needs to be edited through the Transfer Info > Previous Enrollments > Entry Date



Econ Disadv Status – PowerSchool, MBA

Food Services Eligibility

Publishes as a Student Programs record.

Records are created on a student's Lunch page

Start Page > Student Search > Lunch

Administration
District Specific
Fee Transactions
Incidents
Log Entries
Lunch
Lunch Transactions
Net Access
SEOP Review

Enrollment
Activities
All Enrollments
Functions

Lunch

Ackley, Tristan Kacie 0 39753 EL 11

Lunch status: [Explain](#) Free (F)

Application #

Date Submitted: 0/00

Date Responded: 0/00

Lunch ID: 0

Current balance: \$ 0.00

Lunch

Ackley, Tristan Kacie 0 39753 EL 11

Lunch status: [Explain](#) Free (F)

Application #

Date Submitted: 0/00

Date Responded: 0/00

Lunch ID: 0

Current balance: \$ 0.00

State Information

Lunch Changes				
Start Date	Status	Comments	Date Modified	Action
06/10/2022	F		06/10/2022	
06/07/2020	R		05/27/2021	
05/20/2020	R		05/20/2020	
06/03/2019	F		06/15/2019	

Econ Disadv Status - JMC

Economic Indicator

View Student Data - Sensitive tab (user must have Sensitive data privileges)
and/or Lunch > Data > Edit Student Lunch Data (if client uses our lunch module)

Food Service Eligibility

Most changes for this data come from 2 processes

Lunch > Free/Reduced > Import Direct Certification

Lunch > Free/Reduced > Determine Free or Reduced Status OR in our online parent app
they can also submit a free or reduced lunch application data lives and can be tweaked at

Lunch > Data > Edit Student Lunch Data

There are articles for these pages/processes in our in-app documentation

Econ Disadv Status – WISEdata Portal

DPI calculated Econ Disadv Status is made up of two values

- **Econ Status in Demographics**
- **Food Service Eligibility**

Econ Disadv Status – WISEdata Portal

Demographics > Demographics – School Level > Characteristics

Demographics - School Level

District / Agency	School	Gender	DPI Race/Ethnicity	DPI Reporting Disability	DPI Economic Disadvantaged
[REDACTED]	[REDACTED]	Male	W	N	F

SIS Login ID: [REDACTED] **Local Person ID:** [REDACTED] **Resident District:** [REDACTED] **Student Email:** [REDACTED]

Hispanic Latino Ethnicity: False **Races:**
• White **Languages:**
• English : Native language **Limited English Proficiency:** 7 - Fully English proficient, never ELL/LEP

Disabilities: **Characteristics:**
• Economically Disadvantaged **Ancestry/Ethnic Origins:** [REDACTED] **Tribal Affiliation:** [REDACTED]

Exports > Student Characteristics > column Y and Z

Y	Z
Economic Disadvantaged	Not Economic Disadvantaged
TRUE	
	TRUE
TRUE	
	TRUE
	TRUE

Econ Disadv Status – WISEdata Portal

Food Service						
Program Name	Program Type	Begin Date	End Date	District / Agency	Submitting School	School Food Service
School Food Service Eligibility	School Food Service	10/13/2022	01/20/2023	[REDACTED]	[REDACTED]	Free
School Food Service Eligibility	School Food Service	09/01/2022	10/12/2022	[REDACTED]	[REDACTED]	Full price

[School Food Service Program Ed-Fi API View](#)

Exports > Programs > Student School Food Service
Program Associations > Column L

L
SchoolFoodServiceProgramService
} Full price
} Free
} Free
} Full price
} Full price

Econ Disadv Status – WISEdata Portal

Exports > Enrollment – 3rd Friday of September > Student School Food Service Program Associations > Column L

L
DPI Economic Disadvantage Status
N
F
F
N



DPI Economic Disadvantage Status

District or schools must enter a value in their student information system (SIS) for both student economic status and food services eligibility. In circumstances in which districts or schools are not able to collect income information, the district or school should report students as “not economically disadvantaged” for student economic status and “unknown” for food services eligibility. Incorrect income information will impact public reporting and Accountability Report Card scores. [See the data element page for the DPI Economic Disadvantage calculation.](#) It is towards the bottom of the page.

Part 1: Food Services Eligibility	Part 2: Economically Disadvantaged Status	Result: Economically Disadvantaged Type (FRAN)
Free Lunch	Yes	F: Eligible for Free Lunch
Reduced-Price Lunch		R: Eligible for Reduced-Price Lunch
Full-Price Lunch		A: Economic Disadvantaged - Alt Mechanism
Unknown		A: Economic Disadvantaged - Alt Mechanism
Free Lunch	No	N: Not Economically Disadvantaged
Reduced-Price Lunch		
Full-Price Lunch		
Unknown		

Download

Definitions

Econ Disadv Status – WISEdash for Districts

Available data

Count Incl TFS



TFS SPED



TFS Disability



EL



Gender



Columns

Grade



ROWS

Econ



	GRADE																	
ECON		K4	PK	KG	1	2	3	4	5	6	7	8	9	10	11	12	Totals	
<u>Not Econ Disadv</u>		<u>246</u>	<u>45</u>	<u>243</u>	<u>274</u>	<u>301</u>	<u>282</u>	<u>276</u>	<u>278</u>	<u>326</u>	<u>315</u>	<u>309</u>	<u>327</u>	<u>393</u>	<u>380</u>	<u>386</u>	4,381	
<u>Econ Disadv</u>		<u>158</u>	<u>4</u>	<u>284</u>	<u>285</u>	<u>253</u>	<u>260</u>	<u>242</u>	<u>241</u>	<u>259</u>	<u>262</u>	<u>268</u>	<u>268</u>	<u>271</u>	<u>243</u>	<u>218</u>	3,516	
Totals		404	49	527	559	554	542	518	519	585	577	577	595	664	623	604	7,897	

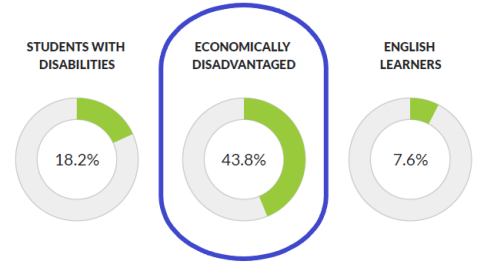
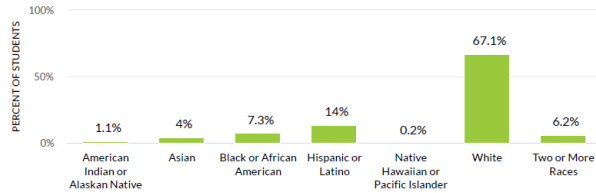
Econ Disadv Status – Report Card

Percentage displayed = econ disadvantaged among those with TFS Count Inclusion = 'Yes'.

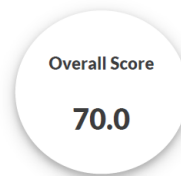
This percentage also determines the relative weight of Achievement and Growth in calculating the report card overall score.

See the [report card weighting calculator](#).

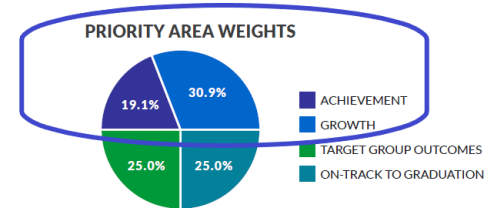
Student Groups



Score Summary



Exceeds Expectations



Graduates – Infinite Campus

- [Wisconsin Ed-Fi Data v3.5 - Student Academic Records | Infinite Campus](#) – See Arrays > Diplomas for information on Diploma Type

Graduates - Skyward

Withdrawal Code Crosswalk: Student Management > Students > Setup > Codes > Withdrawal Codes

- Chose HSC in the State Withdrawal Type
- Choose type of diploma or completion credentials in Credential Type
 - Regular High School Diploma
 - High School Equivalency Diploma
 - Other High School Completion Credentials

Logic: Selecting a Withdrawal Code that is crosswalked to HSC will report the student as graduated in Ed-Fi and will send a StudentAcademicRecord based on the code's Credential Type.

Graduates – PowerSchool, MBA

Reporting Graduates

Below are the fields that must be populated for Graduates prior to running the End of Year process.

Completed School Term (S_WI_STU_X.CompletedSchoolTerm):

- "Y" – Yes, Student completed the school term
- "N" – No, Student did not complete the school term.

Repeat Grade Indicator (S_WI_STU_X.Repeat_Grade_Indicator):

- "N" – No, the student is promoted to the next grade. (This publishes by default)
- "Y" – Yes, the student will repeat the same grade level in the following school year. In this scenario be sure to edit the student's Scheduling Setup page to reflect no change in grade level.

Exit Type :

(S_WI_STU_X.ExitType)

- HSC – High School Completion

High School Completion Credential (S_WI_STU_X.Credential):

High School Completion Credential is required for all grade 12 graduates and only shows if a student's Exit Type is HSC.

There are 3 Credential Types for reporting purposes:

- R – Regular diploma
- E – High school equivalency diploma, other than GED
- C – Other completion credentials

Graduates – PowerSchool, MBA

Reporting Graduates

WISEdata Elements for Students Exiting	
Completed School Term	Yes ▾ Required when transferring out of this school or at the end of each school year.
Repeat Grade Indicator	(N) No ▾ Required only if the student will repeat the current grade level in the next school year.
Exit Type	HSC - High School Completion ▾ Required when transferring out of this school or at the end of each school year.
High School Completion Credential	R - Regular High School Diploma ▾ Required if exit type is HSC

Student's published Academic Record indicates the student received a regular diploma and has an Exit Type of HSC

Category	Student ID:
• Student Identification (1)	Dashboard ID: 4466 / Category TRANSCRIPT
• Student ID ✓	Organization ID:
• Enrollments and Demographics (2)	School Year: 2021-2022 (31)
• School Enrollment ✓	Profile Type (ID): EDFL_WI_3 (182)
• Student Demographics ✓	Keys (Primary):
• Transcripts (23)	AchievementCategory_DX: D
• Student Academic Records ✓	DiplomaAwardDate: 2022-06-11
• Student Academic Records ✓	DiplomaType: R
• Student Academic Records ✓	DiplomaType_DX: R
• Student Academic Records ✓	ExitType: HSC
• Student Academic Records ✓	GradeLevel_DX: 12
• Student Academic Records ✓	LastEnrollmentSchoolID:
• Student Academic Records ✓	SchoolYear: 2022

Graduates – PowerSchool, MBA

Reporting Graduates (cont.)

A Grade 12 Non-Graduate:

Repeat Grade Indicator only shows if Completed School Term is Yes. This is only required when a student will repeat the same grade in the immediately following school year.

High School Completion Credential shows when the Exit Type is HSC, so you must first remove the Completion Credential type and then indicate the student's Exit Type.

Exit Type in this case:

- TC – If the student will return in the fall.
- ODO – If the student will not return to school in the fall.

If you do not know what will happen in the fall make your best guess and correct, if necessary, in the fall.

Graduates - JMC

There is an article for this process in our in-app documentation called **Wisconsin End Year: Checklist** tab that details the data elements and sequence for setting these correctly

Graduates – WISEdata Portal

DPI collects Graduates using two values

- **HSC exit type**
- **Academic Credential**

Graduates – WISEdata Portal

Enrollments

	Enroll Date	Exit Date	District / Agency	School	PrimarySchool	Enrollment Type	Grade Level	Included in 3rd Fri Sept count	Included in Oct 1st Child Count	Overlapping Enrollment
▼	09/01/2021	06/09/2022	[REDACTED]	[REDACTED]	True	Primary	12	True	False	Not Set

General

Grade Level: 12 **Actual Attendance:** 162.5 **Possible Attendance:** 172.0
Effective Begin Date: 09/01/2021 **Effective End Date:** 06/09/2022
Create Date: 9/10/2021 3:01:42 AM **Last Modified Date:** 6/13/2022 8:25:57 AM

Exit

CompletedSchoolTerm/TermCompletionIndicator: True **Exit Type:** HSC **Repeat Grade Indicator:** False
Expected Transfer District/Agency: **Expected Transfer School:** **Expected Transfer Response:**

Academic Records

Term	Achievement Category	Credential Type	Diploma Award Date	Submitting District / Agency	School	Create Date	Last Modified Date
Annual	Diploma Earned	Regular diploma	06/05/2022	[REDACTED]	[REDACTED]	6/13/2022 8:26:03 AM	6/13/2022 8:26:03 AM

📄 Academic Records Ed-Fi API View

Graduates – WISEdata Portal

Exports > High School Completion > column O and P

Term Descriptor – when did the student complete their requirements

Diploma Type – credential type student earned

	O	P	C
	Term Descriptor	Diploma Type	
'	Annual	R	
'	Annual	R	
'	Annual	HSE	
'	Annual	R	

Graduates – WISEdash for Districts

2021-2022 Exit and Retention Crosstab - Current View

Configuration: Function: Measure: Render As: Table Heatmap

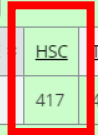
Available data

- Grade
- Race
- Gender

Columns

Rows

EXIT TYPE	HSC	IC	ISM	TNC	U	TOS	INM	C
Totals	417	4,994	9	9	1	31	8	3



2021-2022 HS Completion for Grad Cohort 2022 (4 Years or Less) Crosstab - Current View

Configuration: Function: Measure: Render As: Table Heatmap

Available data

- Race
- Gender
- SPED
- Disability
- EL
- Econ

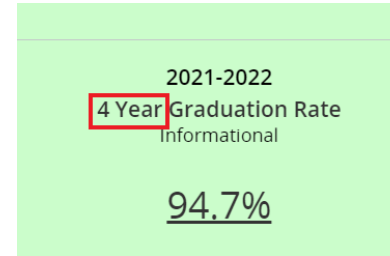
Columns

Rows

COMPLETION STATUS	Totals
Completed - Regular High School Diploma	407
Not Completed - Continuing Toward Completion	14
Not Completed - Not Known to be Continuing Toward Completion	8
Unknown	1
Totals	430

Graduates – WISEdash for Districts

- Year-End Data Quality Indicator 4 Year Graduation Rate
- HS Completion for Grad Cohort (4 Year or Less) Dashboard
 - The Snapshot dashboard data only include the 4-year or less rate for that year's graduating cohort
- Students that graduate after their cohort can be reviewed in the **Menu > Topics > Graduation > HS Completion Rates dashboards**
- *Grad Rate percentage includes all students when you click it so you will need to filter column **Completion Status** for non-completer student list to review*



2021-2022 HS Completion for Grad Cohort 2022 (4 Years or Less) Crosstab - Current View

Configuration: Default | Function: Sum | Measure: Students | Render As: Table

Available data: Race, Gender, SPED, Disability, EL, Econ

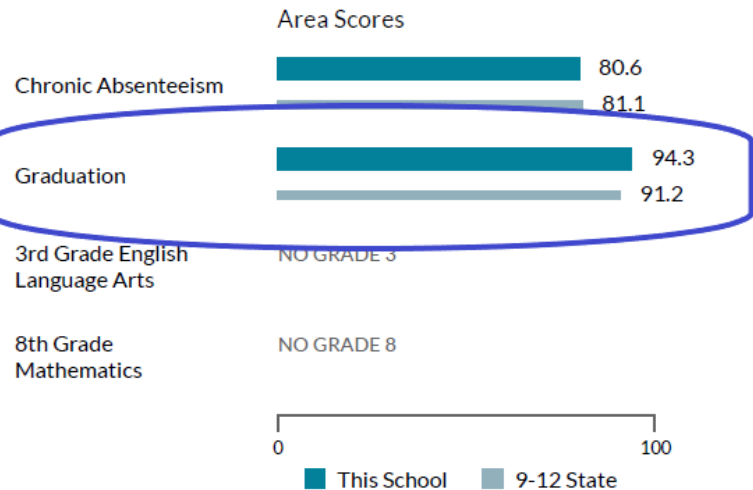
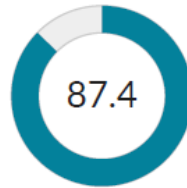
Columns: Completion Status

COMPLETION STATUS	Totals
Completed - Regular High School Diploma	407
Not Completed - Continuing Toward Completion	14
Not Completed - Not Known to be Continuing Toward Completion	8
Unknown	1
Totals	430

Graduates – Report Card

- Only Diploma Type = Regular included
- As with the WISEdash data quality indicator, [only students in the appropriate cohort will be included in the graduation rate.](#)
- 4-year or 7-year rates averaged in scoring
- Students are included in rates for the [district/school of accountability](#) -- those in detention center/jail or placed by their IEP outside the district (for example WCBVI or WSD) appear in graduation rates at their resident district/school.

ON-TRACK TO GRADUATION



Final Thoughts

If at any point your total counts or data do not look correct, go back to the prior application to begin your review

- Review WISEdash for Districts counts – this is what will pull into the Report Card
- Review WISEdata Portal validation messages
- Review how the values are reported in WISEdata student detail screens and export downloads
- Review your SIS and do a re-sync to push mismatched data