



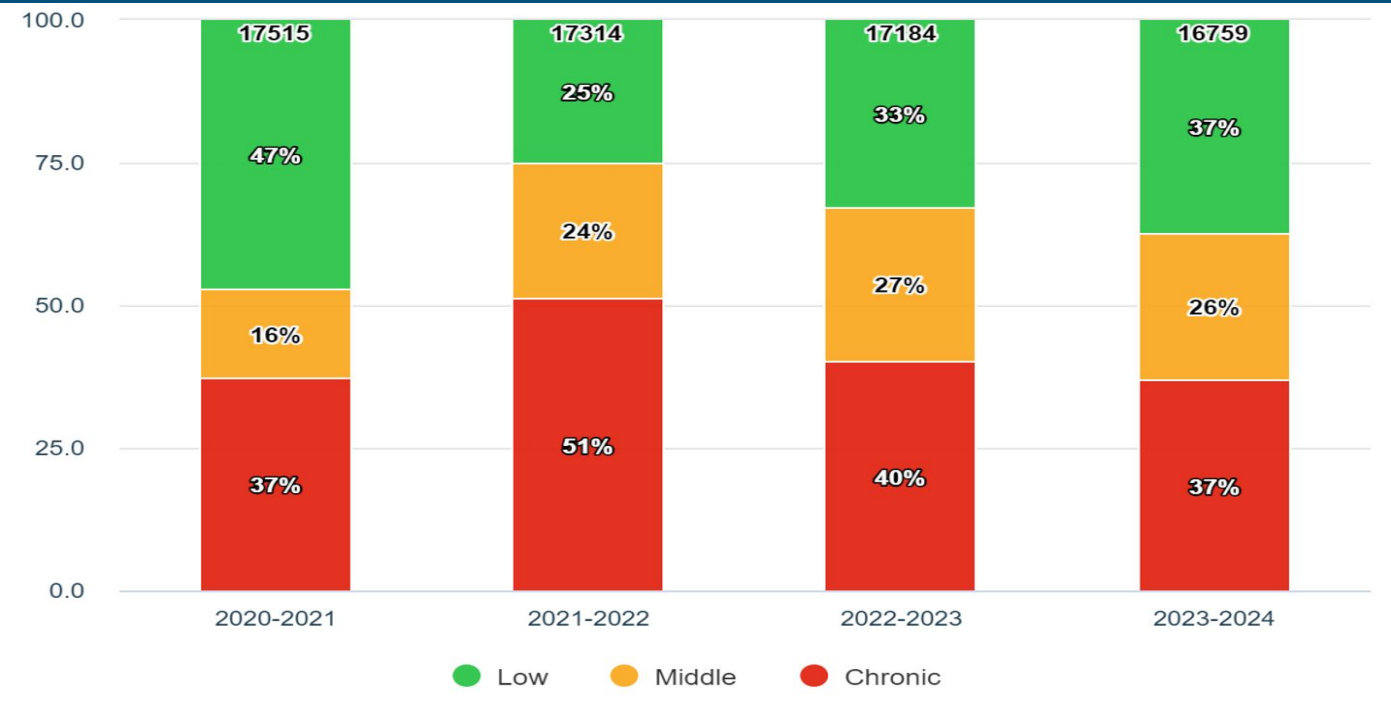
**RACINE
UNIFIED**
SCHOOL DISTRICT

Student Attendance Teams

Racine Unified Demographics

- 16,063 Students
- 24.6% Black, 33.7% Hispanic, 32.2 % White, 8% 2 or more races
- 64% Receive F/R lunch
- 18% Receive SPED services
- 24 Schools

Chronic Absenteeism over the Years



Student Attendance Teams

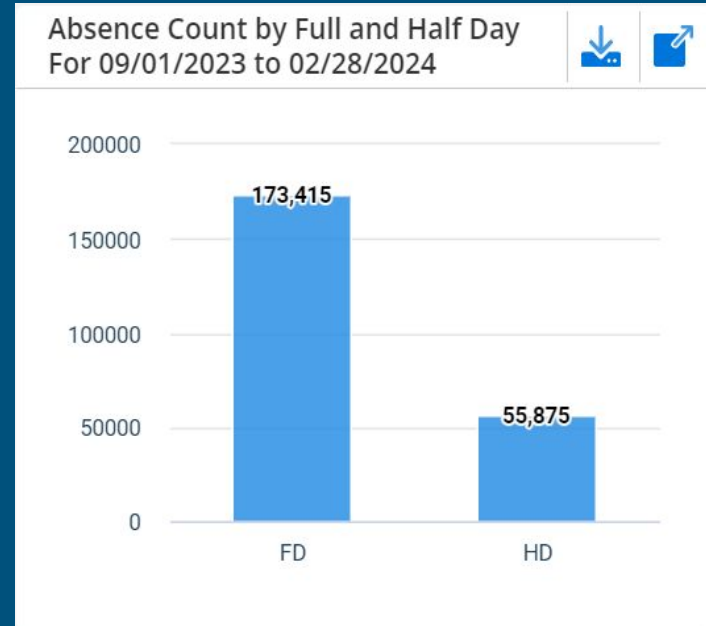
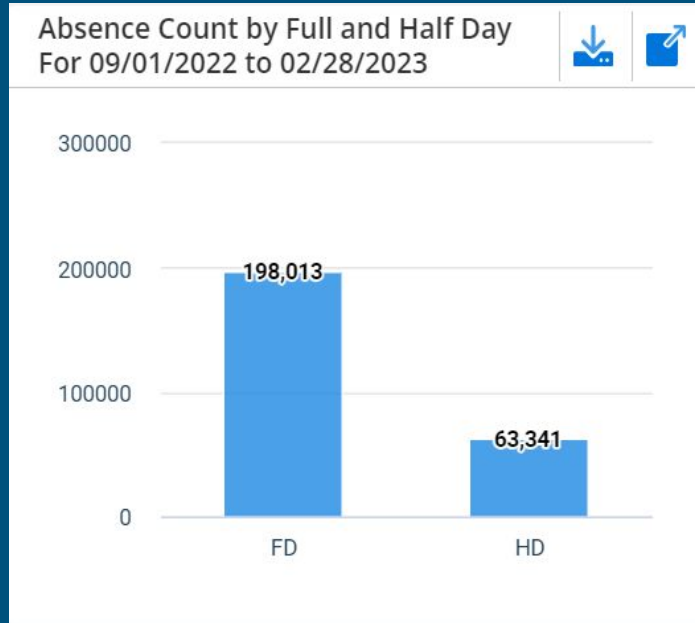
- Kaizan focused on how to improve attendance
- Teams gathered and planned prior to school start of 23-24 school year
- Cleaned up previous attendance systems and protocols
- Attendance handbook updated and shared, including SOP for attendance clerks
- Teams consist of an administrator, school counselor, school social worker, community connectors, school nurse, school psychologist and any other staff deemed necessary by administrator

Student Attendance Teams (cont...)

- Coordinator meets with school teams monthly
- District agenda provides outline for communications to be used to families (nudges), district initiatives (i.e. TikTok contest), materials for celebrations and other attendance initiative updates
- School specific data explored to design interventions based on student needs

2023-24 School Year vs. 2022-23 School Year

Over 24,000 FEWER student absences



Data! 3 Main Sources



Infinite
Campus

WISEdash
LOCAL
Production

PANORAMA
EDUCATION

Talk data to me



similarweb





Infinite Campus- Data Hub

- Tardy lists
- Excused absence lists
- Truancy lists by specific timeframes
- Percentages by grade

Attendance/Membership Report

Start/End Date: 09/01/2023 - 02/29/2024 School(s): 1 Calendar(s): 1

Grade: KG, 01, 02, 03, 04, 05, 06, 07, 08

	Student Membership		Absent Days	Present Days	ADM	ADA	Unexcused Absences		Percent In Attendance	
	Grade	Count					Days	Days		Days
KG	54	5384	372.88	5011.12	50.32	46.85	99.34	0.96	93.07%	
01	54	5702	472.42	5229.58	53.29	48.88	94.07	0.91	91.71%	
02	61	6308	380.27	5927.73	58.96	55.42	104.09	1.01	93.97%	
03	69	6990	455.93	6534.07	65.34	61.03	136.31	1.27	93.48%	
04	75	7715	448.50	7266.50	72.11	67.92	111.34	1.08	94.19%	
05	77	8058	551.37	7506.63	75.31	70.16	147.94	1.43	93.16%	
06	113	12061	934.73	11126.27	110.64	102.10	274.81	2.51	92.25%	
07	121	13082	1369.82	11712.18	120.02	107.47	404.05	3.65	89.53%	
08	119	12970	1213.38	11756.62	118.99	107.81	269.85	2.42	90.64%	
Total	9	743	78270	6199.30	72070.70	724.98	667.64	1641.80	15.24	92.08%



WISEdash- Analyzing Data

- ADA %
- How percentages this year compared to last year at the same time
- Days of the week least attended
- Attendance gaps based on demographics
- Data sorted by percentages so interventions groups can be sorted through a [CSV](#) document



Panorama- Whole Student Data

- Weekly pulls for improvements, declining data
- Whole Student data explored as interventions are planned
- NEW! Student belonging added to survey



Here are three key insights about ██████████ [Beta](#)



Attendance Challenges

The student has high absenteeism, with 20 total absences and 40 homeroom absences this year. The student has been absent 4 times in the past 20 school days. However, the student has been present for 67 total days, showing some consistency in attendance.

Math Strengths

In math, the student shows proficiency on standards for applying area and perimeter formulas, comparing fractions, solving word problems, and multiplying whole numbers based on Q2 grades. MAP Growth math scores have been consistently average or above average, ranging from 42nd to 69th percentile.

Reading Comprehension Growth

While MAP reading scores were initially low (26th percentile in K-2), the student has shown steady growth, reaching the 68th percentile on the 2-5 assessment. The student also shows strength in reading standards for determining meaning, describing characters/settings, explaining text details, and reading with accuracy based on ELA grades.

Generated on March 4, 2024

[? Help](#)

Viewing 51 of 726 students who match these attributes:

2023-2024 ▾

Academics ×
Critical

Sense of Belonging ×
Low or Medium

Clear all

Save

Share

Export ▾

Print

TIMEFRAME ?

Q1

Q2

Q3 (current)

YTD

S...L



Collapse

Self-Efficacy



Growth Mindset



Grit



Self-Management...



Social Awareness



Sense of ▾



Help

Resources

- [Racine Unified Teacher Conversation Guide](#)- Adapted from [EAB-Supporting Chronically Absent Students Research Center](#)
- [90% Attendance Certificate](#)
- [RUSD Attendance Incentive Suggestions](#)
- <https://www.attendanceworks.org/>

Contact Information

Stephanie Hullum, MSW- stephanie.hullum@rusd.org

Racine Unified School District

Behavioral Health Navigator/Attendance Coordinator

Panorama

Roger Hedgis-Kligerman (he/him)- rkligerman@panoramaed.com

Account Director @ Panorama Education

M: 617-829-3759